



TRUMPF® STYLE TOOLING SOLUTIONS

Standards, Specials and Accessories



GL DIES 6

2-4-1 TRUMPF STYLE 7

- 8 2-4-1 Series - Round
- 10 2-4-1 Series - Square
- 12 2-4-1 Series - Rectangle
- 14 2-4-1 Series - Standard Shapes

COATINGS 16

STANDARD TRUMPF STYLE 17

- 18 Standard - Round
- 20 Standard - Square
- 22 Standard - Rectangle
- 24 Standard - Standard Shapes
- 26 Heavy Duty
- 28 Group S Machine Tooling

REDUCE SHEET MARKING 30

SLITTING TOOLS 31

- 32 Close to Form Slitting Punch
- 33 Close to Form Slitting Die
- 34 Standard Slitting Tool Punch
- 35 Standard Slitting Tool Die

ULTIMA TOOL STEEL 36

MULTI-TOOLS 37


- 38 5 Station Multi-Tool
- 40 10 Station Multi-Tool
- 42 4 Station Multi-Tool
- 44 6 Station Multi-Tool



Content

SPECIALS 46

- 47 A-Plus Series
- 48 Coining Tools
- 49 Card Guide
- 50 Emboss
- 51 Extrusion
- 52 Hinge Tool
- 53 Progressive Rib
- 54 Rollover Tool
- 55 Bridge Lance and Form
- 56 Electronic Knock-outs
- 57 Half Shear | Rooftop Half Shear
- 58 Scrape Locator
- 59 Lance and Forms
- 60 Louvres
- 61 Progressive Louvres
- 62 Thread Form
- 63 Thread Loop
- 64 Cluster Tool
- 65 Multi-Scribe®
- 66 ID-Stamp™
- 67 Letter Stamp
- 68 Stamping
- 69 Rolling DeBurr
- 70 Opti-Bend
- 71 Tapping Tool
- 72 Zip-Tech
- 73 Wilson Wheel
- 74 Special Shapes



ACCESSORIES 80

- 81 Extending Tool Life
- 82 Storage Solutions
- 83 Trumpf Accessories
- 84 Hand Tools
- 85 Digital Measuring Equipment & Lubricants
- 86 Cartridge Replacement Parts

REFERENCE 87

- 87 Keying

MACHINE GROUPS										
A	B	C	D	E		F	G	H	I	S
CN 700	CN 901E	CN 1200S	TRUMATIC	SUNIMAT 400		TRUMATIC	TRUMATIC	TRUMATIC	TRUMATIC	MINIMATIC
CN 900	CN 902	CN 1200A	20	TRUMATIC	TRUMATIC	150W	20AW	190R	1000R	100
CN 701	CS 75	CS 15	20	150K	202K	152W	202W	200R	2000R	TRUMATIC
CN 901	CS 75.2	CS 20	202M	151K	225K	180W	300W	500R	2010R	120R
		CS 20A		152K	235K	180.2W	300LW	600L	2020R	160R
		MP 25		180K	300K	180R	300PW		3000-1300R	
		MP25D		180.2K	300LK	180LW	300TOP		3000-1600R	
				180KD	300PK	180.2LW	400W		5000R	
				180LK	400K	ELX/SWIFT			6000R	
				180.2LK		185			7000R	
						240				
						240R				
						250				
						260R				

Prices and product availability are subject to change without notice.

THE WILSON TOOL DIFFERENCE



COMPANY OVERVIEW

From very humble beginnings in a small manufacturing facility in St. Paul, Minnesota, Wilson Tool has added manufacturing facilities and sales channels around the world to better serve our thousands of global customers. Throughout our International expansion, our mission has never wavered - we continue to offer products and services that help you be more successful. Every product you buy, every employee with whom you communicate, and every training event you attend, are designed to help customers just like you be more successful.

The products included in this catalog represent the results of over 50 years of helping customers resolve their most challenging fabrication issues. And don't be concerned if the challenge you are currently facing can't be resolved with a product included in this catalog. Give us a call and let us put our many decades of expertise to the test. We will work with you to find the best possible solution to whatever challenge you may be facing.

From all of us at Wilson Tool, we thank you for the trust you have placed in us to provide products and services that are critical to your success. We look forward to your continued success as we move forward.


Sincerely,

Brian Robinson
Wilson Enterprises

The Wilson Tool Punching Division continues to drive the industry with new levels of quality, delivery service and innovation.

From the early days of Series 80 tooling to Wilson Wheels to innovative EXP technology, our punching division has been the leading innovation driver in the industry. When combined with the most experienced customer support professionals in the industry, the solutions offered from Wilson Tool continue to raise the bar on performance and innovation. Thick turret, Trumpf, Salvagnini, or any other style of punch press you may be using, Wilson Tool offers the most complete line of tooling solutions available today.

PUNCHING



BENDING

Wilson Tool's Bending Division delivers the most complete line of tooling and clamping solutions available anywhere.

Whether you use European, Wila/Trumpf style precision tooling or conventional style tooling, Wilson Tool has a solution for you.

Our clamping options cover these styles as well. With hydraulic push button options, quick release mechanical options, or standard manual clamps, Wilson Tool has a clamping solution for any style of machine or budget. And our custom tooling manufacturing capabilities have quickly become the envy of the industry with innovative solutions for very complex bending challenges.

Wilson Tool's Stamping division (aka Impax Tooling Solutions) offers high quality punch and die components for the stamping industry.

Innovative products such as our Accu-Lock retainer inserts, and extensive coating options combined with our world-class customer service have enabled us to quickly grow into a world-class provider.

Our custom tooling expertise is second to none with many customers coming to us for their most difficult stamping challenges.

STAMPING



ACCESSORIES

Whether you need tool sharpening grinders, tooling storage systems, or other types of related supplies, our accessory products offer a wide range of solutions to help you be more productive.

From small to large items, our accessories will help your shop be more organized and efficient.



UPDATE GRIND LIFE WITH TRUMPF STYLE DIES

Cut your costs and save valuable time by increasing your grind life up to 150% with Wilson's Trumpf "GL" (Grind Life) dies and die plate. These products enable you to shim your dies up to 2.5 mm instead of the current 1.0 mm maximum.

GL DIE

The radius profile of the Trumpf GL die has been changed to allow up to 1.5 mm of grind life with the standard die plate, or 2.5 mm with the GL die plate, while still having radius left to allow the sheet to flow over the top of the die.

GL DIE PLATE


The Wilson GL die plate key allows for the die to be shimmed up to 2.5 mm while still maintaining key engagement.



The GL size 2 die plate key contains a spring loaded ball plunger to better secure the dies, and is treated with Wilson Tool's Nitrex (black) surface enhancement for wear resistance.

The key is available separately and is compatible with standard die plates.

WILSON 2-4-1 SYSTEM



Developed for users of Trumpf style tooling systems, the Wilson 2-4-1 System of punches and dies is designed to extend tool life and reduce set-up times. Following their introduction in 2005, 2-4-1 punches and dies have become the new standard for many Trumpf-style tooling users.

Wilson 2-4-1 punches incorporate a precision spacer to increase tool life to an unprecedented 6 mm, or 9 mm for Long Tooling, and a keyed punch for accurate, repeatable tool set-up. Now available, the Wilson 2-4-1 Plus Punch System upgrades this original concept with push-on urethane strippers for reduced sheet marking and dry-wipe insert to easily record your tool size.

With a unique design that incorporates a die holder, die blade and precision spacer, the Wilson 2-4-1 Die System has 2 mm of regrind life - twice the life of a standard Trumpf-style die. Introduced in 2009, the Wilson 2-4-1 Slitting Die System extends these principles to slitting dies. With a tough integrated die shoe-die holder design and Ultima® steel die blades, this new system can increase tool life by up to four times in slitting applications.

There is no greater value than the Wilson 2-4-1 System. With punches and dies that offer twice the amount of grind life, Wilson 2-4-1 tooling delivers maximum value along with assurance of quality and accuracy offered by Wilson Tool. Wilson 2-4-1 is like getting two tools for the price of one.



Flat Punch



Whisper Shear Punch



Long Punch



Urethane Stripper



Stripper



Coated Stripper

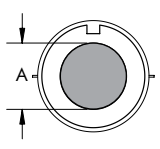


GL Die



Die Blade

PUNCH		Flat		Whisper Shear		Long Flat*		Optima® Add-on	Ultima® Add-on
'A' DIMENSION	CAT. NO.	PRICE	CAT. NO.	PRICE	CAT. NO.	PRICE			
01.50 - 30.00 mm	25768		25769		25770				Standard
30.01 - 40.00 mm	25774		25775		25776				
40.01 - 56.00 mm	25780		25781		25782				
56.01 - 66.00 mm	25786		25787		25788				
66.01 - 76.20 mm	25792		25793		25794				
PUSH ON 2-4-1 URETHANE STRIPPER		Flat		Whisper Shear		Long Flat*			
'A' DIMENSION	CAT. NO.	PRICE	CAT. NO.	PRICE	CAT. NO.	PRICE			
0 - 30.00 mm	26661		26649		26649				
30.01 - 40.00 mm	26662		26652		26652				
STRIPPER				Coated					
DESCRIPTION	CAT. NO.	PRICE	CAT. NO.	PRICE					
Group H/I	25358		26855						
Keyed	25006								
Stripper Pin	25179								
GL DIE				DIE SHIM					
SIZE	'A' DIMENSION	CAT. NO.	PRICE	DESCRIPTION		CAT. NO.	PRICE		
I	01.50 - 30.00 mm	26739		2 x 0.1 mm, 1 x 0.3 mm, 1 x 0.5 mm		25181			
				5 x 1.0 mm		26753			
				0.1 mm		25299			
				0.3 mm		25300			
				0.5 mm		25301			
II	30.01 - 76.20 mm	26727		2 x 0.1 mm, 1 x 0.3 mm, 1 x 0.5 mm		25182			
				5 x 1.0 mm		26752			
				0.1 mm		25296			
				0.3 mm		25297			
				0.5 mm		25298			
DIE BLADE				SHIM PACK - DIE BLADE					
'A' DIMENSION	CAT. NO.	PRICE	DESCRIPTION		CAT. NO.	PRICE			
0 - 40.00 mm	25980		1 x 1.0 mm, 2 x 0.5 mm, 1 x 0.38 mm, 1 x 0.3 mm, 2 x 0.1 mm		25983				
40.01 - 56.00 mm	25982				25984				

DESCRIPTION	'A' DIMENSION	NOTES
Wilson 2-4-1 system of punches and dies is designed to extend tool life and reduce set-up times.		<p>* Long Flat Punches and Urethane Strippers for Group I machines.</p> <p>Coated Strippers have a Nylon based coating to help reduce sheet marking when being used in an active stripping mode. Only available for Groups H & I.</p>

PUNCH HOLDER ASSEMBLY

LOCATION	'A' DIMENSION	CAT. NO.	PRICE
0° & 90°	0 - 40.00 mm	26659	
0°, 45° & 90°	0 - 40.00 mm	26678	
0° & 90°	40.01 - 76.20 mm	26660	

DIE ADAPTER

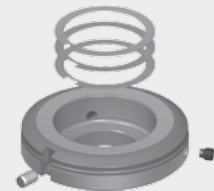
DESCRIPTION	CAT. NO.	PRICE
Size I & II	25165	

DIE BLADE HOLDER ASSEMBLY


'A' DIMENSION	CAT. NO.	PRICE
0 - 40.00 mm	25986	
40.01 - 56.00 mm	25987	



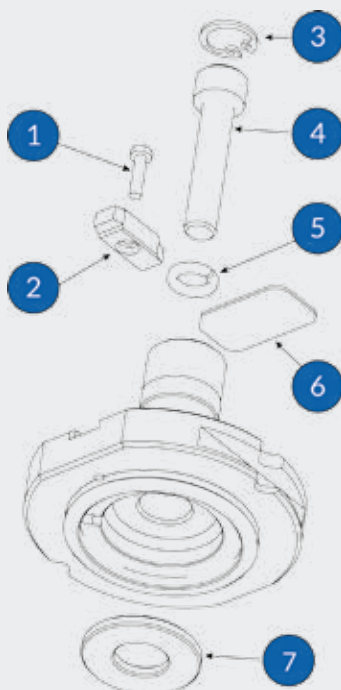
Punch Holder Assembly



Die Adapter



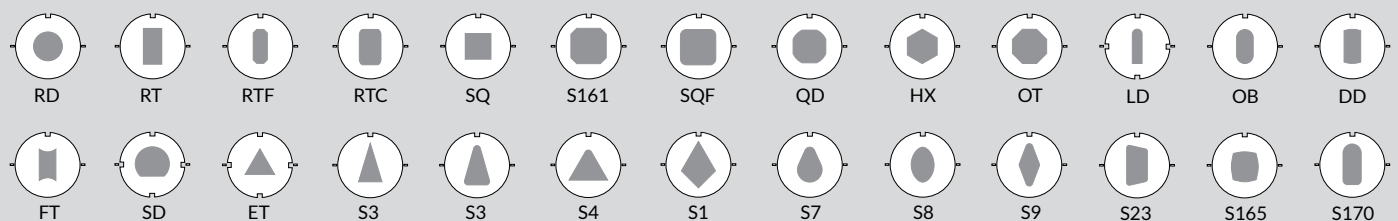
Die Blade Adapter



Punch Holder Assembly 26659 shown

DESCRIPTION	CAT. NO.
1 Cheese Head Screw M3 x 12mm [0 - 40]	25215
1 Cheese Head Screw M3 x 7mm [40.01 - 76.2]	24150
2 Location Key	25113
3 Internal Circlip 15.1 mm x 1.0mm	24424
4 Socket Head Cap Screw M8 x 40mm	30161
5 Lockwasher M8	974100
6 Magnetic I.D. Label (single)	26657
6 Magnetic I.D. Label (pack of 10)	26687
7 Punch Spacer 0 - 40.00 mm	25806
7 Punch Spacer 40.01 - 76.20 mm	25807

26 STANDARD SHAPES





Flat Punch



Whisper Shear Punch



Long Punch



Urethane Stripper



Stripper



Coated Stripper

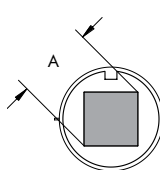


GL Die



Die Blade

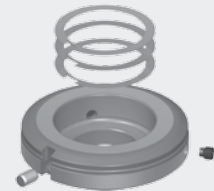
PUNCH		Flat		Whisper Shear		Long Flat*		Optima® Add-on	Ultima® Add-on
'A' DIMENSION	CAT. NO.	PRICE	CAT. NO.	PRICE	CAT. NO.	PRICE			
01.50 - 30.00 mm	25814		25816		25818				Standard
30.01 - 40.00 mm	25820		25822		25824				
40.01 - 56.00 mm	25826		25828		25830				
56.01 - 66.00 mm	25832		25834		25836				
66.01 - 76.20 mm	25838		25840		25842				
PUSH ON 2-4-1 URETHANE STRIPPER		Flat		Whisper Shear		Long Flat*			
'A' DIMENSION	CAT. NO.	PRICE	CAT. NO.	PRICE	CAT. NO.	PRICE			
0 - 30.00 mm	26661		26649		26649				
30.01 - 40.00 mm	26662		26652		26652				
STRIPPER				Coated					
DESCRIPTION	CAT. NO.	PRICE	CAT. NO.	PRICE					
Group H/I	25517		26854						
Keyed	25515								
Stripper Pin	25179								
GL DIE				DIE SHIM					
SIZE	'A' DIMENSION	CAT. NO.	PRICE	DESCRIPTION		CAT. NO.	PRICE		
I	01.50 - 30.00 mm	26744		2 x 0.1 mm, 1 x 0.3 mm, 1 x 0.5 mm		25181			
				5 x 1.0 mm		26753			
				0.1 mm		25299			
				0.3 mm		25300			
				0.5 mm		25301			
II	30.01 - 76.20 mm	26748		2 x 0.1 mm, 1 x 0.3 mm, 1 x 0.5 mm		25182			
				5 x 1.0 mm		26752			
				0.1 mm		25296			
				0.3 mm		25297			
				0.5 mm		25298			
DIE BLADE				SHIM PACK - DIE BLADE					
'A' DIMENSION	CAT. NO.	PRICE	DESCRIPTION		CAT. NO.	PRICE			
0 - 40.00 mm	25979		1 x 1.0 mm, 2 x 0.5 mm, 1 x 0.38 mm, 1 x 0.3 mm, 2 x 0.1 mm		25983				
40.01 - 56.00 mm	25981				25984				

DESCRIPTION	'A' DIMENSION	NOTES
Wilson 2-4-1 system of punches and dies is designed to extend tool life and reduce set-up times.		<p>* Long Flat Punches and Urethane Strippers for Group I machines.</p> <p>Coated Strippers have a Nylon based coating to help reduce sheet marking when being used in an active stripping mode. Only available for Groups H & I.</p>

PUNCH HOLDER ASSEMBLY			
LOCATION	'A' DIMENSION	CAT. NO.	PRICE
0° & 90°	0 - 40.00 mm	26659	
0°, 45° & 90°	0 - 40.00 mm	26678	
0° & 90°	40.01 - 76.20 mm	26660	
DIE ADAPTER			
DESCRIPTION		CAT. NO.	PRICE
Size I & II		25165	
DIE BLADE HOLDER ASSEMBLY			
'A' DIMENSION		CAT. NO.	PRICE
0 - 40.00 mm		25986	
40.01 - 56.00 mm		25987	



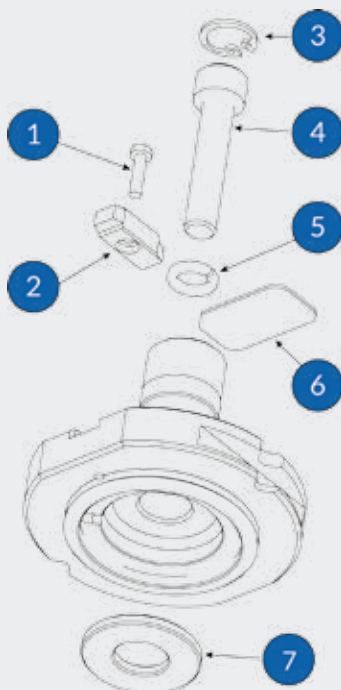
Punch Holder Assembly



Die Adapter



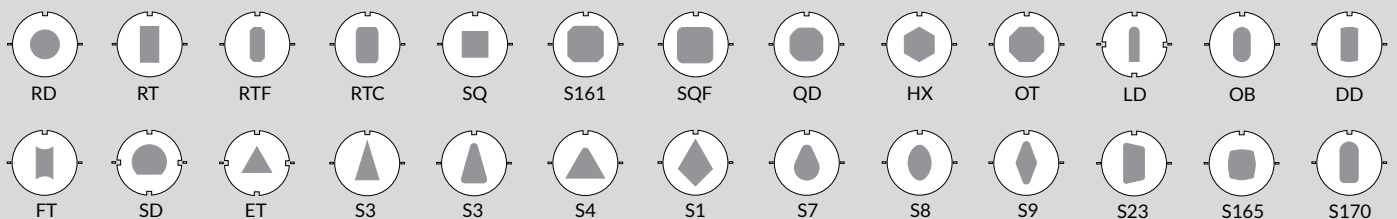
Die Blade Adapter



Punch Holder Assembly 26659 shown

	DESCRIPTION	CAT. NO.
1	Cheese Head Screw M3 x 12mm [0 - 40]	25215
1	Cheese Head Screw M3 x 7mm [40.01 - 76.2]	24150
2	Location Key	25113
3	Internal Circlip 15.1 mm x 1.0mm	24424
4	Socket Head Cap Screw M8 x 40mm	30161
5	Lockwasher M8	974100
6	Magnetic I.D. Label (single)	26657
6	Magnetic I.D. Label (pack of 10)	26687
7	Punch Spacer 0 - 40.00 mm	25806
7	Punch Spacer 40.01 - 76.20 mm	25807

26 STANDARD SHAPES





Flat Punch



Whisper Shear Punch



Long Punch



Urethane Stripper



Stripper



Coated Stripper

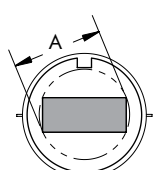


GL Die



Die Blade

PUNCH		Flat		Whisper Shear		Long Flat*		Optima® Add-on	Ultima® Add-on
'A' DIMENSION	CAT. NO.	PRICE	CAT. NO.	PRICE	CAT. NO.	PRICE			
01.50 - 30.00 mm	25815		25817		25819				Standard
30.01 - 40.00 mm	25821		25823		25825				
40.01 - 56.00 mm	25827		25829		25831				
56.01 - 66.00 mm	25833		25835		25837				
66.01 - 76.20 mm	25839		25841		25843				
PUSH ON 2-4-1 URETHANE STRIPPER		Flat		Whisper Shear		Long Flat*			
'A' DIMENSION	CAT. NO.	PRICE	CAT. NO.	PRICE	CAT. NO.	PRICE			
0 - 30.00 mm	26661		26649		26649				
30.01 - 40.00 mm	26662		26652		26652				
STRIPPER				Coated					
DESCRIPTION	CAT. NO.	PRICE	CAT. NO.	PRICE					
Group H/I	25518		26854						
Keyed	25516								
Stripper Pin	25179								
GL DIE					DIE SHIM				
SIZE	'A' DIMENSION	CAT. NO.	PRICE		DESCRIPTION	CAT. NO.	PRICE		
I	01.50 - 30.00 mm	26745			2 x 0.1 mm, 1 x 0.3 mm, 1 x 0.5 mm	25181			
					5 x 1.0 mm	26753			
					0.1 mm	25299			
					0.3 mm	25300			
					0.5 mm	25301			
II	30.01 - 76.20 mm	26749			2 x 0.1 mm, 1 x 0.3 mm, 1 x 0.5 mm	25182			
					5 x 1.0 mm	26752			
					0.1 mm	25296			
					0.3 mm	25297			
					0.5 mm	25298			
DIE BLADE					SHIM PACK - DIE BLADE				
'A' DIMENSION	CAT. NO.	PRICE		DESCRIPTION	CAT. NO.	PRICE			
0 - 40.00 mm	25979			1 x 1.0 mm, 2 x 0.5 mm, 1 x 0.38 mm, 1 x 0.3 mm, 2 x 0.1 mm	25983				
40.01 - 56.00 mm	25981				25984				

DESCRIPTION	'A' DIMENSION	NOTES
Wilson 2-4-1 system of punches and dies is designed to extend tool life and reduce set-up times.		<p>* Long Flat Punches and Urethane Strippers for Group I machines.</p> <p>Coated Strippers have a Nylon based coating to help reduce sheet marking when being used in an active stripping mode. Only available for Groups H & I.</p>

PUNCH HOLDER ASSEMBLY

LOCATION	'A' DIMENSION	CAT. NO.	PRICE
0° & 90°	0 - 40.00 mm	26659	
0°, 45° & 90°	0 - 40.00 mm	26678	
0° & 90°	40.01 - 76.20 mm	26660	

DIE ADAPTER

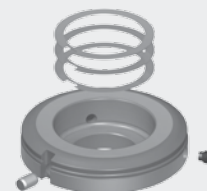
DESCRIPTION	CAT. NO.	PRICE
Size I & II	25165	

DIE BLADE HOLDER ASSEMBLY


'A' DIMENSION	CAT. NO.	PRICE
0 - 40.00 mm	25986	
40.01 - 56.00 mm	25987	



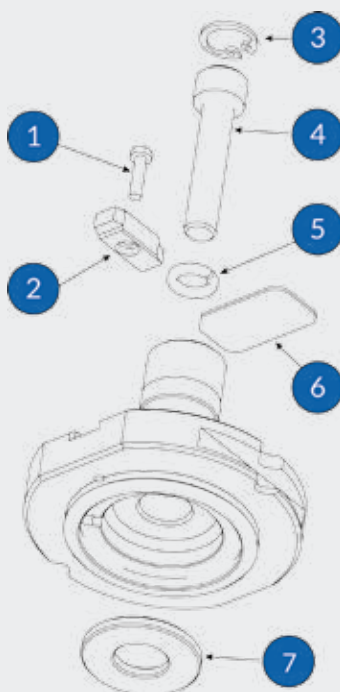
Punch Holder Assembly



Die Adapter



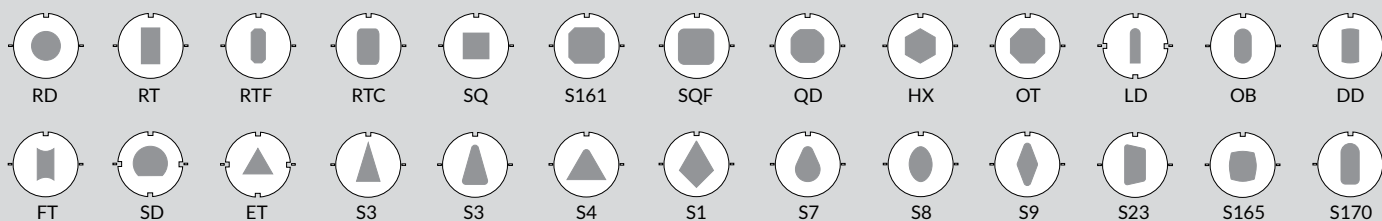
Die Blade Adapter



Punch Holder Assembly 26659 shown

DESCRIPTION	CAT. NO.
1 Cheese Head Screw M3 x 12mm [0 - 40]	25215
1 Cheese Head Screw M3 x 7mm [40.01 - 76.2]	24150
2 Location Key	25113
3 Internal Circlip 15.1 mm x 1.0mm	24424
4 Socket Head Cap Screw M8 x 40mm	30161
5 Lockwasher M8	974100
6 Magnetic I.D. Label (single)	26657
6 Magnetic I.D. Label (pack of 10)	26687
7 Punch Spacer 0 - 40.00 mm	25806
7 Punch Spacer 40.01 - 76.20 mm	25807

26 STANDARD SHAPES





Flat Punch



Whisper Shear Punch



Long Punch



Urethane Stripper



Stripper



Coated Stripper

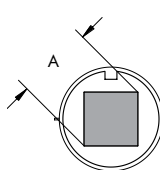


GL Die



Die Blade

PUNCH		Flat		Whisper Shear		Long Flat*		Optima® Add-on	Ultima® Add-on
'A' DIMENSION	CAT. NO.	PRICE	CAT. NO.	PRICE	CAT. NO.	PRICE			
01.50 - 30.00 mm	25771		25772		25773				Standard
30.01 - 40.00 mm	25777		25778		25779				
40.01 - 56.00 mm	25783		25784		25785				
56.01 - 66.00 mm	25789		25790		25791				
66.01 - 76.20 mm	25795		25796		25797				
PUSH ON 2-4-1 URETHANE STRIPPER		Flat		Whisper Shear		Long Flat*			
'A' DIMENSION	CAT. NO.	PRICE	CAT. NO.	PRICE	CAT. NO.	PRICE			
0 - 30.00 mm	26661		26649		26649				
30.01 - 40.00 mm	26662		26652		26652				
STRIPPER				Coated					
DESCRIPTION	CAT. NO.	PRICE	CAT. NO.	PRICE					
Group H/I	25359		26854						
Keyed	25028								
Stripper Pin	25179								
GL DIE				DIE SHIM					
SIZE	'A' DIMENSION	CAT. NO.	PRICE	DESCRIPTION		CAT. NO.	PRICE		
I	01.50 - 30.00 mm	26740		2 x 0.1 mm, 1 x 0.3 mm, 1 x 0.5 mm		25181			
				5 x 1.0 mm		26753			
				0.1 mm		25299			
				0.3 mm		25300			
				0.5 mm		25301			
II	30.01 - 76.20 mm	26726		2 x 0.1 mm, 1 x 0.3 mm, 1 x 0.5 mm		25182			
				5 x 1.0 mm		26752			
				0.1 mm		25296			
				0.3 mm		25297			
				0.5 mm		25298			
DIE BLADE				SHIM PACK - DIE BLADE					
'A' DIMENSION	CAT. NO.	PRICE	DESCRIPTION		CAT. NO.	PRICE			
0 - 40.00 mm	25979		1 x 1.0 mm, 2 x 0.5 mm, 1 x 0.38 mm, 1 x 0.3 mm, 2 x 0.1 mm		25983				
40.01 - 56.00 mm	25981				25984				

DESCRIPTION	'A' DIMENSION	NOTES
Wilson 2-4-1 system of punches and dies is designed to extend tool life and reduce set-up times.		<p>* Long Flat Punches and Urethane Strippers for Group I machines.</p> <p>Coated Strippers have a Nylon based coating to help reduce sheet marking when being used in an active stripping mode. Only available for Groups H & I.</p>

PUNCH HOLDER ASSEMBLY

LOCATION	'A' DIMENSION	CAT. NO.	PRICE
0° & 90°	0 - 40.00 mm	26659	
0°, 45° & 90°	0 - 40.00 mm	26678	
0° & 90°	40.01 - 76.20 mm	26660	

DIE ADAPTER

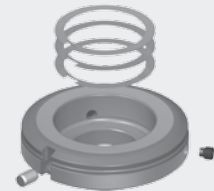
DESCRIPTION	CAT. NO.	PRICE
Size I & II	25165	

DIE BLADE HOLDER ASSEMBLY

'A' DIMENSION	CAT. NO.	PRICE
0 - 40.00 mm	25986	
40.01 - 56.00 mm	25987	



Punch Holder Assembly



Die Adapter



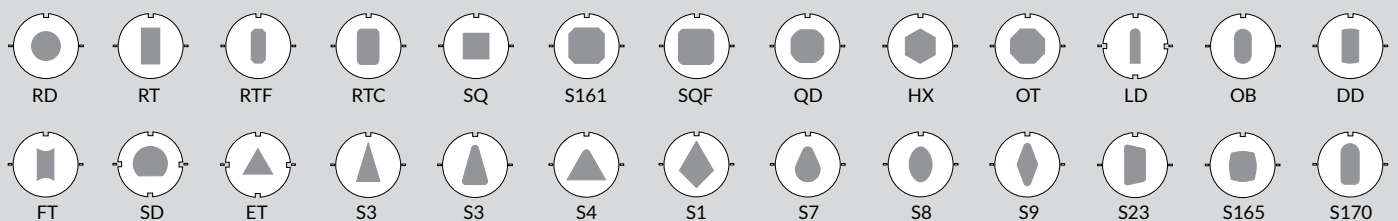
Die Blade Adapter



Punch Holder Assembly 26659 shown

DESCRIPTION	CAT. NO.
1 Cheese Head Screw M3 x 12mm [0 - 40]	25215
1 Cheese Head Screw M3 x 7mm [40.01 - 76.2]	24150
2 Location Key	25113
3 Internal Circlip 15.1 mm x 1.0mm	24424
4 Socket Head Cap Screw M8 x 40mm	30161
5 Lockwasher M8	974100
6 Magnetic I.D. Label (single)	26657
6 Magnetic I.D. Label (pack of 10)	26687
7 Punch Spacer 0 - 40.00 mm	25806
7 Punch Spacer 40.01 - 76.20 mm	25807

26 STANDARD SHAPES



WILSON TOOL OFFERS UNIQUE COATINGS TO INCREASE THE LIFE OF YOUR PUNCHES

Wear-Beater™

Wilson Tool's exclusive Wear-Beater coating is a titanium nitride (TiN) coating that helps reduce galling and extends punch life.

Optima®

Optima coating provides significantly longer tool life, more hits between sharpenings, reduced galling, better performance and less downtime. With a surface hardness of 95 Rockwell C, Optima far exceeds the hardness levels that can be achieved with conventional tool steels. It resists galling in stainless and galvanized steel and is unaffected by sharpening. Optima coating will outlast untreated tools by as much as 5-7 times.

Slip-Max™

Wilson Tool's Slip-Max coating has proven effective in some very tough punching and forming applications. The combination of its hardness and lubricity greatly increases punch life and reduces galling when piercing aluminum. Slip-Max is also very effective in resolving even the most challenging stripping problems with punching or forming stainless steel and aluminum.



COATING RECOMMENDATION BY APPLICATION		WEAR-BEATER	OPTIMA	SLIP-MAX
Punch wear piercing varied materials		●	★	
Punch or die wear piercing stainless steel		●	★	
Punch wear piercing galvanized		●	★	
Punch or die wear piercing aluminum		●	▲	★
Galling on punch in stainless steel		●	★	
Galling on punch in galvanized		●	★	
Galling on punch in aluminum		●	▲	★
Stripping problems when forming in stainless steel		●	▲	★
Stripping problems when forming in aluminum		●	▲	★
Stripping problems when piercing in stainless steel		●	★	
Stripping problems when piercing in aluminum		●	▲	★
GOOD ● BETTER ▲ BEST ★				

STANDARD TOOLING



Our Trumpf® style standard tooling is manufactured with high-speed tool steel for greater precision and all Wilson Trumpf® style punches are available with Optima coating for maximum wear resistance.

Wilson's Trumpf "GL" dies and die shoe can increase your grind life up to 150%. This will cut your costs and save you valuable time. You can shim your dies up to 2.5 mm with the GL die shoe.



Size 0



Size I & II



Group H & I Stripper




Coated Stripper



Group E, F & G Stripper

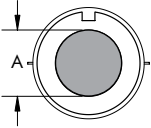



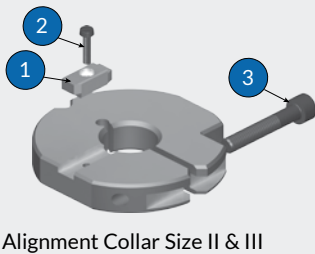
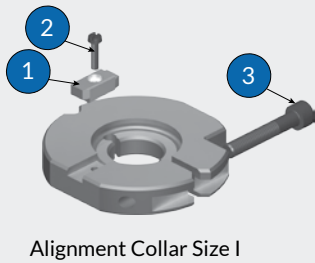
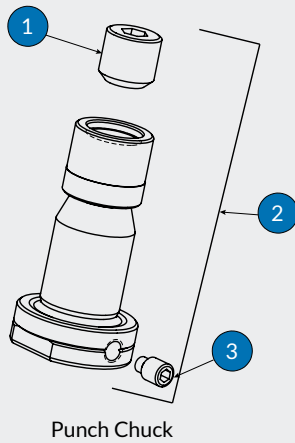
GL Die



Standard Die

PUNCH		Flat		Whisper Shear		Long Flat*		Optima® Add-on
SIZE	'A' DIMENSION	CAT. NO.	PRICE	CAT. NO.	PRICE	CAT. NO.	PRICE	
0	01.50 - 06.00 mm	25008		-		25740		
0	06.01 - 10.50 mm	25009		-		25744		
I	01.50 - 10.50 mm	25004		-		25748		
I	10.51 - 30.00 mm	25004		25069		25748		
II	30.01 - 40.00 mm	25042		25071		25752		
II	40.01 - 50.00 mm	25043		25072		25756		
II	50.01 - 76.20 mm	25002		25073		25760		
III	76.21 - 105.00 mm	25003		25074		-		
STRIPPER		Group H & I		Group E, F & G				
SIZE	'A' DIMENSION	CAT. NO.	PRICE	CAT. NO.	PRICE			
I & II	0 - 76.20 mm	25358		25006				
III	0 - 105.00 mm	-		25061				
DIE SHIM - SINGLE				DIE SHIM - PACKAGE				
SIZE	STATION	CAT. NO.	PRICE	DESCRIPTION	CAT. NO.	PRICE		
I	0.1 mm	25299		2 x 0.1 mm, 1 x 0.3 mm, 1 x 0.5 mm	25181			
I	0.3 mm	25300						
I	0.5 mm	25301						
II	0.1 mm	25296			25182			
II	0.3 mm	25297						
II	0.5 mm	25298						
GL DIE								
SIZE	'A' DIMENSION	CAT. NO.	PRICE					
I	0 - 30.00 mm	26739						
II	30.01 - 76.20 mm	26727						
STANDARD DIE								
SIZE	'A' DIMENSION	CAT. NO.	PRICE					
I	0 - 30.00 mm	25005						
II	30.01 - 76.20 mm	25024						
III	76.21 - 105.00 mm	25060						

DESCRIPTION	'A' DIMENSION	NOTES
Our Trumpf® style standard tooling is manufactured with high-speed tool steel for greater precision. And with Wilson's Trumpf® "GL" dies and die plate, you can increase your grind life up to 150%		<p>Group H, I and rotation machines have 1 die slot as standard. All other machines have 2 die slots as standard.</p> <p>Size III tooling only for groups E, F & G machines.</p> <p>* Long Flat Punches for Group I machines.</p>



PUNCH CHUCKS

	DESCRIPTION	SIZE	CAT. NO.	PRICE
2	Complete Assembly	0 - 6.00 mm	25010	
2	Complete Assembly	6.01 - 10.50 mm	25021	
1	Socket Set Screw		25212	
3	Socket Set Screw	0 - 6.00 mm	971053	
3	Socket Set Screw	6.01 - 10.50 mm	25213	

ALIGNMENT COLLAR - SIZE I

	DESCRIPTION	CAT. NO.	PRICE
	Alignment Collar	25018	
1	Spare Collar Key	25019	
2	Cheese Head Screw	25215	
3	Collar Locking Screw	25214	

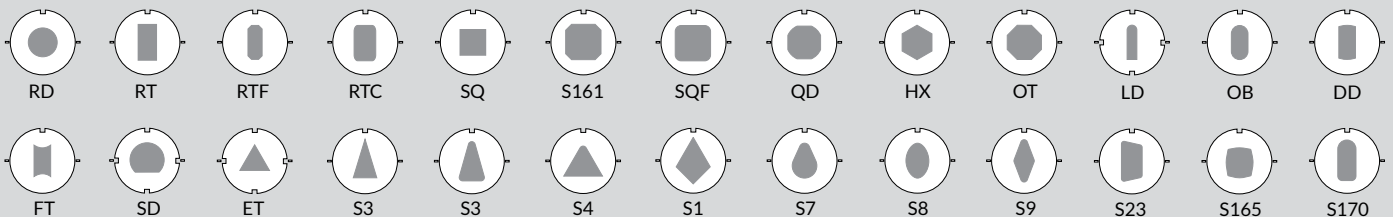
ALIGNMENT COLLAR - SIZE II & III

	DESCRIPTION	CAT. NO.	PRICE
	Alignment Collar	25139	
1	Spare Collar Key	25019	
2	Cheese Head Screw	25215	
3	Collar Locking Screw	25214	

BRUSH DIES

	DESCRIPTION	CAT. NO.	PRICE
1	Size 1 to 2 Brush Die Adapter	25939	
	Brush Ring Insert	25945	
	Brush Ring Shim Pack	25948	
2	Size 2 Brush Die [56 mm max. 'A' Dim.]	26025	

26 STANDARD SHAPES





Size 0



Size I & II



Group H & I Stripper



Coated Stripper



Group E, F & G Stripper

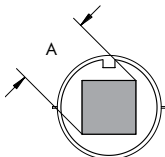



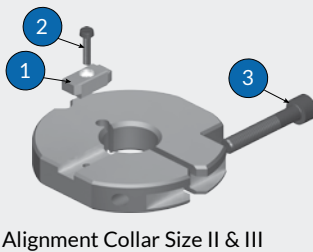
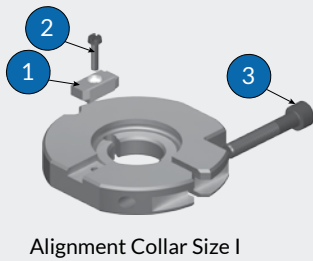
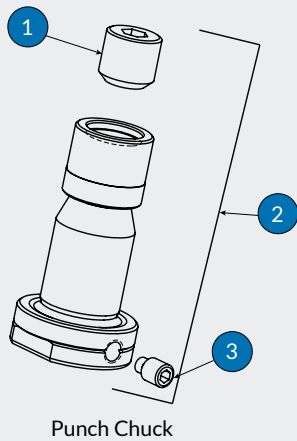
GL Die



Standard Die

PUNCH		Flat		Whisper Shear		Long Flat*		Optima® Add-on
SIZE	'A' DIMENSION	CAT. NO.	PRICE	CAT. NO.	PRICE	CAT. NO.	PRICE	
0	01.50 - 06.00 mm	25475		-		25741		
0	06.01 - 10.50 mm	25477		-		25745		
I	01.50 - 10.50 mm	25487		-		25749		
I	10.51 - 30.00 mm	25487		25489		25749		
II	30.01 - 40.00 mm	25491		25493		25753		
II	40.01 - 50.00 mm	25501		25503		25757		
II	50.01 - 76.20 mm	25511		25513		25761		
III	76.21 - 105.00 mm	25521		25523		-		
STRIPPER		Group H & I		Group E, F & G				
SIZE	'A' DIMENSION	CAT. NO.	PRICE	CAT. NO.	PRICE			
I & II	0 - 76.20 mm	25517		25515				
III	0 - 105.00 mm	-		25525				
DIE SHIM - SINGLE				DIE SHIM - PACKAGE				
SIZE	STATION	CAT. NO.	PRICE	DESCRIPTION	CAT. NO.	PRICE		
I	0.1 mm	25299		2 x 0.1 mm, 1 x 0.3 mm, 1 x 0.5 mm	25181			
I	0.3 mm	25300						
I	0.5 mm	25301						
II	0.1 mm	25296						
II	0.3 mm	25297			25182			
II	0.5 mm	25298						
GL DIE								
SIZE	'A' DIMENSION	CAT. NO.	PRICE					
I	0 - 30.00 mm	26744						
II	30.01 - 76.20 mm	26748						
STANDARD DIE								
SIZE	'A' DIMENSION	CAT. NO.	PRICE					
I	0 - 30.00 mm	25483						
II	30.01 - 76.20 mm	25519						
III	76.21 - 105.00 mm	25527						

DESCRIPTION	'A' DIMENSION	NOTES
Our Trumpf® style standard tooling is manufactured with high-speed tool steel for greater precision. And with Wilson's Trumpf® "GL" dies and die plate, you can increase your grind life up to 150%.		<p>Group H, I and rotation machines have 1 die slot as standard. All other machines have 2 die slots as standard.</p> <p>Size III tooling only for groups E, F & G machines.</p> <p>* Long Flat Punches for Group I machines.</p>



PUNCH CHUCKS

	DESCRIPTION	SIZE	CAT. NO.	PRICE
2	Complete Assembly	0 - 6.00 mm	25010	
2	Complete Assembly	6.01 - 10.50 mm	25021	
1	Socket Set Screw		25212	
3	Socket Set Screw	0 - 6.00 mm	971053	
3	Socket Set Screw	6.01 - 10.50 mm	25213	

ALIGNMENT COLLAR - SIZE I

	DESCRIPTION	CAT. NO.	PRICE
	Alignment Collar	25018	
1	Spare Collar Key	25019	
2	Cheese Head Screw	25215	
3	Collar Locking Screw	25214	

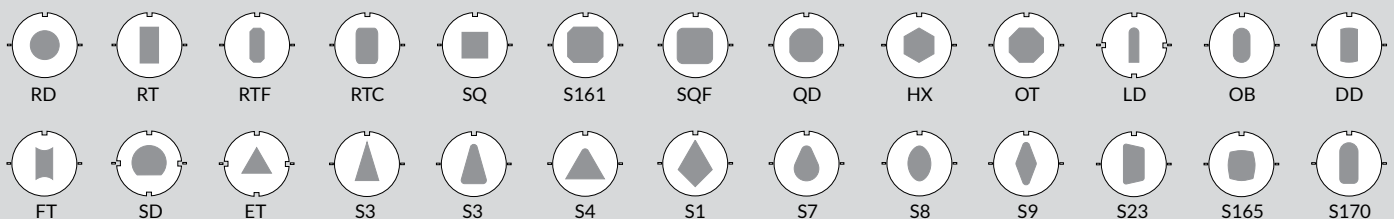
ALIGNMENT COLLAR - SIZE II & III

	DESCRIPTION	CAT. NO.	PRICE
	Alignment Collar	25139	
1	Spare Collar Key	25019	
2	Cheese Head Screw	25215	
3	Collar Locking Screw	25214	

BRUSH DIES

	DESCRIPTION	CAT. NO.	PRICE
1	Size 1 to 2 Brush Die Adapter	25939	
	Brush Ring Insert	25945	
	Brush Ring Shim Pack	25948	
2	Size 2 Brush Die [56 mm max. 'A' Dim.]	26025	

26 STANDARD SHAPES





Size 0



Size I & II



Group H & I Stripper



Coated Stripper



Group E, F & G Stripper

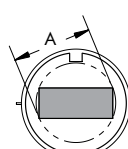



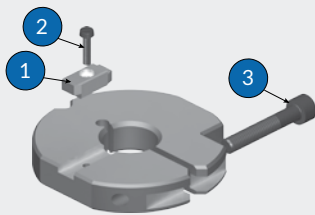
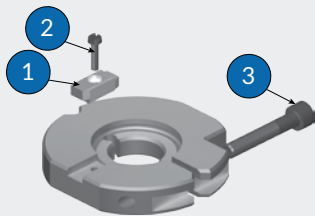
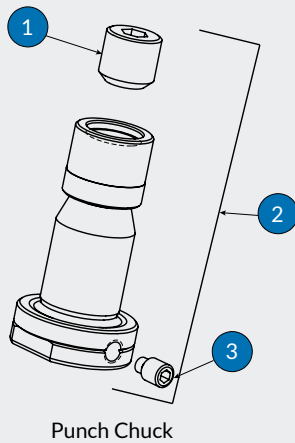
GL Die



Standard Die

PUNCH		Flat		Whisper Shear		Long Flat*		Optima® Add-on
SIZE	'A' DIMENSION	CAT. NO.	PRICE	CAT. NO.	PRICE	CAT. NO.	PRICE	
0	01.50 - 06.00 mm	25476		-		25742		
0	06.01 - 10.50 mm	25478		-		25746		
I	01.50 - 10.50 mm	25488		-		25750		
I	10.51 - 30.00 mm	25488		25490		25750		
II	30.01 - 40.00 mm	25492		25494		25754		
II	40.01 - 50.00 mm	25502		25504		25758		
II	50.01 - 76.20 mm	25512		25514		25762		
III	76.21 - 105.00 mm	25552		25524		-		
STRIPPER		Group H & I		Group E, F & G				
SIZE	'A' DIMENSION	CAT. NO.	PRICE	CAT. NO.	PRICE			
I & II	0 - 76.20 mm	25518		25516				
III	0 - 105.00 mm	-		25526				
DIE SHIM - SINGLE				DIE SHIM - PACKAGE				
SIZE	STATION	CAT. NO.	PRICE	DESCRIPTION	CAT. NO.	PRICE		
I	0.1 mm	25299		2 x 0.1 mm, 1 x 0.3 mm, 1 x 0.5 mm	25181			
I	0.3 mm	25300						
I	0.5 mm	25301						
II	0.1 mm	25296			25182			
II	0.3 mm	25297						
II	0.5 mm	25298						
GL DIE								
SIZE	'A' DIMENSION	CAT. NO.	PRICE					
I	0 - 30.00 mm	26745						
II	30.01 - 76.20 mm	26749						
STANDARD DIE								
SIZE	'A' DIMENSION	CAT. NO.	PRICE					
I	0 - 30.00 mm	25484						
II	30.01 - 76.20 mm	25520						
III	76.21 - 105.00 mm	25528						

DESCRIPTION	'A' DIMENSION	NOTES
Our Trumpf® style standard tooling is manufactured with high-speed tool steel for greater precision. And with Wilson's Trumpf® "GL" dies and die plate, you can increase your grind life up to 150%.		<p>Group H, I and rotation machines have 1 die slot as standard. All other machines have 2 die slots as standard.</p> <p>Size III tooling only for groups E, F & G machines.</p> <p>* Long Flat Punches for Group I machines.</p>



PUNCH CHUCKS

	DESCRIPTION	SIZE	CAT. NO.	PRICE
2	Complete Assembly	0 - 6.00 mm	25010	
2	Complete Assembly	6.01 - 10.50 mm	25021	
1	Socket Set Screw		25212	
3	Socket Set Screw	0 - 6.00 mm	971053	
3	Socket Set Screw	6.01 - 10.50 mm	25213	

ALIGNMENT COLLAR - SIZE I

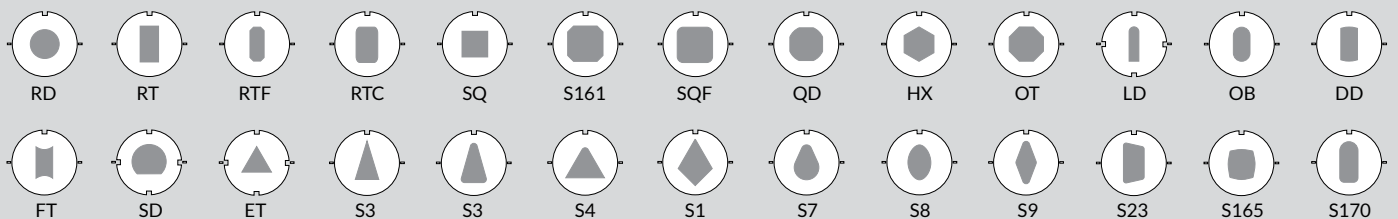
	DESCRIPTION	CAT. NO.	PRICE
	Alignment Collar	25018	
1	Spare Collar Key	25019	
2	Cheese Head Screw	25215	
3	Collar Locking Screw	25214	

ALIGNMENT COLLAR - SIZE II & III

	DESCRIPTION	CAT. NO.	PRICE
	Alignment Collar	25139	
1	Spare Collar Key	25019	
2	Cheese Head Screw	25215	
3	Collar Locking Screw	25214	

BRUSH DIES

	DESCRIPTION	CAT. NO.	PRICE
1	Size 1 to 2 Brush Die Adapter	25939	
	Brush Ring Insert	25945	
	Brush Ring Shim Pack	25948	
2	Size 2 Brush Die [56 mm max. 'A' Dim.]	26025	





Size 0



Size I & II




Group H & I Stripper



Coated Stripper



Group E, F & G Stripper



GL Die



Standard Die

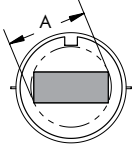
PUNCH		Flat		Whisper Shear		Long Flat*		Optima® Add-on
SIZE	'A' DIMENSION	CAT. NO.	PRICE	CAT. NO.	PRICE	CAT. NO.	PRICE	
0	01.50 - 06.00 mm	25022		-		25743		
0	06.01 - 10.50 mm	25023		-		25747		
I	01.50 - 10.50 mm	25026		-		25751		
I	10.51 - 30.00 mm	25026		25063		25751		
II	30.01 - 40.00 mm	25039		25065		25755		
II	40.01 - 50.00 mm	25040		25066		25759		
II	50.01 - 76.20 mm	25001		25067		25763		
III	76.21 - 105.00 mm	25025		25068		-		


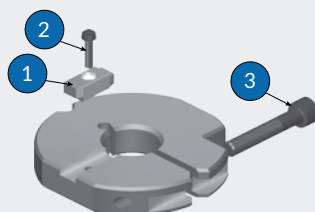
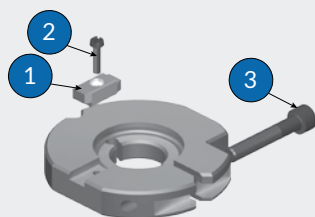
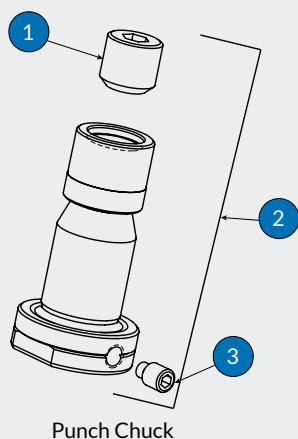
STRIPPER		Group H & I		Group E, F & G	
SIZE	'A' DIMENSION	CAT. NO.	PRICE	CAT. NO.	PRICE
I & II	0 - 76.20 mm	25359		25028	
III	0 - 105.00 mm	-		25062	

DIE SHIM - SINGLE				DIE SHIM - PACKAGE		
SIZE	STATION	CAT. NO.	PRICE	DESCRIPTION	CAT. NO.	PRICE
I	0.1 mm	25299		2 x 0.1 mm, 1 x 0.3 mm, 1 x 0.5 mm	25181	
I	0.3 mm	25300				
I	0.5 mm	25301				
II	0.1 mm	25296			25182	
II	0.3 mm	25297				
II	0.5 mm	25298				

GL DIE			
SIZE	'A' DIMENSION	CAT. NO.	PRICE
I	0 - 30.00 mm	26740	
II	30.01 - 76.20 mm	26726	

STANDARD DIE			
SIZE	'A' DIMENSION	CAT. NO.	PRICE
I	0 - 30.00 mm	25027	
II	30.01 - 76.20 mm	25000	
III	76.21 - 105.00 mm	25059	

DESCRIPTION	'A' DIMENSION	NOTES
Our Trumpf® style standard tooling is manufactured with high-speed tool steel for greater precision. And with Wilson's Trumpf® "GL" dies and die plate, you can increase your grind life up to 150%.		<p>Group H, I and rotation machines have 1 die slot as standard. All other machines have 2 die slots as standard.</p> <p>Size III tooling only for groups E, F & G machines.</p> <p>* Long Flat Punches for Group I machines.</p>



PUNCH CHUCKS

	DESCRIPTION	SIZE	CAT. NO.	PRICE
2	Complete Assembly	0 - 6.00 mm	25010	
2	Complete Assembly	6.01 - 10.50 mm	25021	
1	Socket Set Screw		25212	
3	Socket Set Screw	0 - 6.00 mm	971053	
3	Socket Set Screw	6.01 - 10.50 mm	25213	

ALIGNMENT COLLAR - SIZE I

	DESCRIPTION	CAT. NO.	PRICE
	Alignment Collar	25018	
1	Spare Collar Key	25019	
2	Cheese Head Screw	25215	
3	Collar Locking Screw	25214	

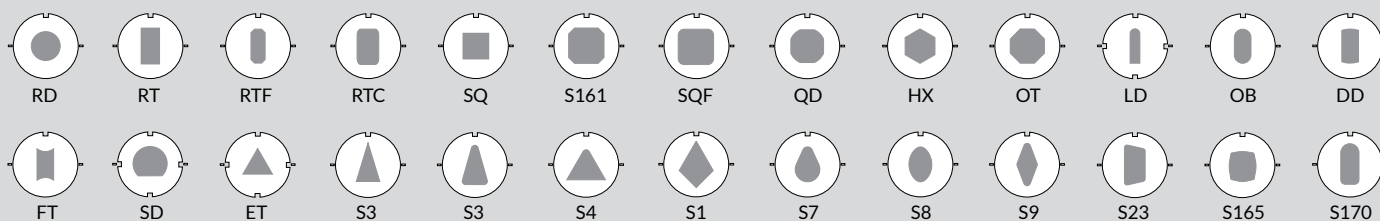
ALIGNMENT COLLAR - SIZE II & III

	DESCRIPTION	CAT. NO.	PRICE
	Alignment Collar	25139	
1	Spare Collar Key	25019	
2	Cheese Head Screw	25215	
3	Collar Locking Screw	25214	

BRUSH DIES

	DESCRIPTION	CAT. NO.	PRICE
1	Size 1 to 2 Brush Die Adapter	25939	
	Brush Ring Insert	25945	
	Brush Ring Shim Pack	25948	
2	Size 2 Brush Die [56 mm max. 'A' Dim.]	26025	

26 STANDARD SHAPES





Flat



Whisper Shear




Rooftop



Group H & I Stripper



Stripper Round



Heavy Duty Die

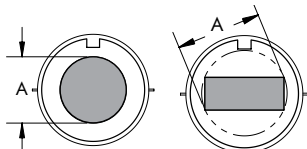
PUNCH		Flat		Shear		Optima® Add-on
SHAPE	'A' DIMENSION	CAT. NO.	PRICE	CAT. NO.	PRICE	
Round	0 - 40.00 mm	25140		25322		
Round	40.01 - 76.20 mm	-		25407		
Shape	0 - 40.00 mm	25141		25321		
Shape	40.01 - 76.20 mm	-		25406		
Shape Keyed	0 - 40.00 mm	-		26257		
Shape Keyed	40.01 - 76.20 mm	-		26526		

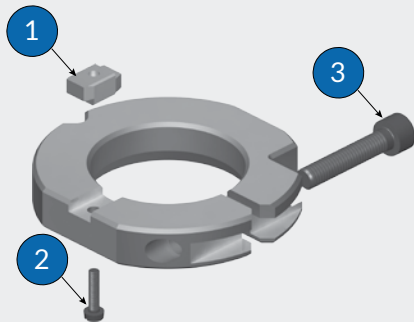
STRIPPER		Group H & I		Group E, F & G	
SHAPE	'A' DIMENSION	CAT. NO.	PRICE	CAT. NO.	PRICE
Round	0 - 76.20 mm	25358		25006	
Square	0 - 76.20 mm	25517		25515	
Rectangle	0 - 76.20 mm	25518		25516	
Standard Shapes	0 - 76.20 mm	25359		25028	

DIE SHIM - SINGLE				DIE SHIM - PACKAGE		
SIZE	STATION	CAT. NO.	PRICE	DESCRIPTION	CAT. NO.	PRICE
II	0.1 mm	25296		2 x 0.1 mm, 1 x 0.3 mm, 1 x 0.5 mm	25182	
II	0.3 mm	25297				
II	0.5 mm	25298				

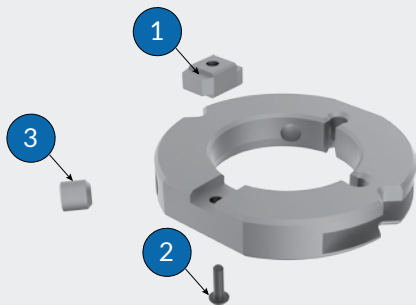
GL DIE		
SHAPE	CAT. NO.	PRICE
Round	26733	
Shape	26728	

STANDARD DIE		
SHAPE	CAT. NO.	PRICE
Round	25180	
Shape	25162	

DESCRIPTION	'A' DIMENSION	NOTES
<p>Designed to withstand the higher tonnage associated with punching and nibbling thicker materials.</p> <ul style="list-style-type: none"> The large shoulder punch withstands the higher force involved. The punch has extra back taper as standard, reducing galling and pick-up. Optima® coating greatly improves performance. The die is strengthened by a step on the bottom. 	<p>Max. 56 mm</p> 	<ul style="list-style-type: none"> Minimum punch dia. 10 mm. For < 10 mm use standard Size 1 punch. Uses Heavy Duty system collar. 1.00 mm radius on corners will increase the life of the punch and die. Rooftop or whisper shear will reduce the tonnage significantly as long as the depth of shear is at least half the thickness of the material. Heavy Duty punch to be used on material 6.35 mm thick and above or where punching force is over 22.5 tons. Heavy Duty die to be used where punching force is over 20 tons. Tools for thicker plate often exceed the machine tonnage. Shape includes; square, rectangle and standard shapes.

**ALIGNMENT COLLAR**

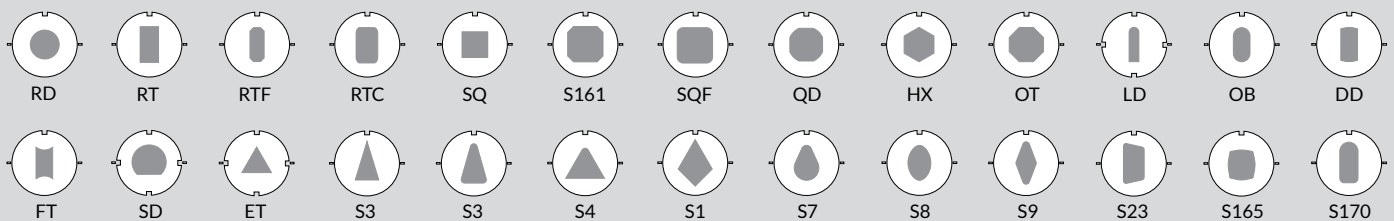
	DESCRIPTION	CAT. NO.	PRICE
	Heavy Duty Alignment Collar	25138	
1	Spare Collar Key	25142	
2	Cheese Head Screw	25215	
3	Collar Locking Screw	25216	

**ALIGNMENT COLLAR - KEYED**

	DESCRIPTION	CAT. NO.	PRICE
	Heavy Duty Alignment Collar	26258	
1	Location Key	25142	
2	Cheese Head Screw	25215	
3	Spring Plunger	24031	

INFORMATION NEEDED

- Size and shape of punch.
- Material thickness and type.
- Machine model.

26 STANDARD SHAPES



Size I & II



Stripper



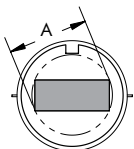
GL Die

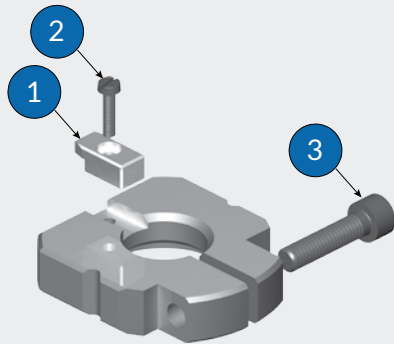
PUNCH			Flat		Whisper Shear		Optima® Add-on
SIZE	SHAPE	'A' DIMENSION	CAT. NO.	PRICE	CAT. NO.	PRICE	
II	Round	30.01 - 38.00 mm	25035		25071		
II	Square	30.01 - 38.00 mm	25537		25493		
II	Rectangle	30.01 - 38.00 mm	25538		25494		
II	Standard Shapes	30.01 - 38.00 mm	25031		25065		

STRIPPER				
SIZE	SHAPE	'A' DIMENSION	CAT. NO.	PRICE
I	Round	0 - 41.00 mm	25032	
I	Square	0 - 41.00 mm	25541	
I	Rectangle	0 - 41.00 mm	25542	
I	Standard Shapes	0 - 41.00 mm	25030	

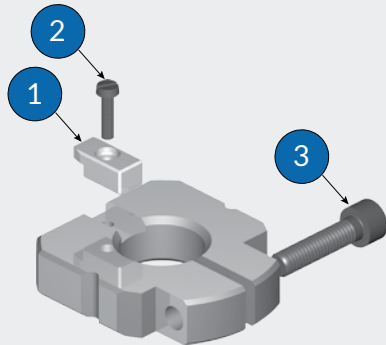
DIE SHIM			
SIZE	DESCRIPTION	CAT. NO.	PRICE
I	2 x 0.1 mm, 1 x 0.3 mm, 1 x 0.5 mm	25181	
I	0.1 mm	25299	
I	0.3 mm	25300	
I	0.5 mm	25301	

GL DIE				
SIZE	SHAPE	'A' DIMENSION	CAT. NO.	PRICE
I	Round	0 - 30.00 mm	26739	
I	Square	0 - 30.00 mm	26744	
I	Rectangle	0 - 30.00 mm	26745	
I	Standard Shapes	0 - 30.00 mm	26740	
I	Round	30.01 - 38.80 mm	26737	
I	Square	30.01 - 38.80 mm	26746	
I	Rectangle	30.01 - 38.80 mm	26747	
I	Standard Shapes	30.01 - 38.80 mm	26738	

DESCRIPTION	'A' DIMENSION	NOTES
Our Trumpf® style standard tooling is manufactured with high-speed tool steel for greater precision. And with Wilson's Trumpf® "GL" dies and die plate, you can increase your grind life up to 150%. Group S tooling are specifically designed for mini-matic machines.		For 0 - 30.00 mm punches refer to standard pages.

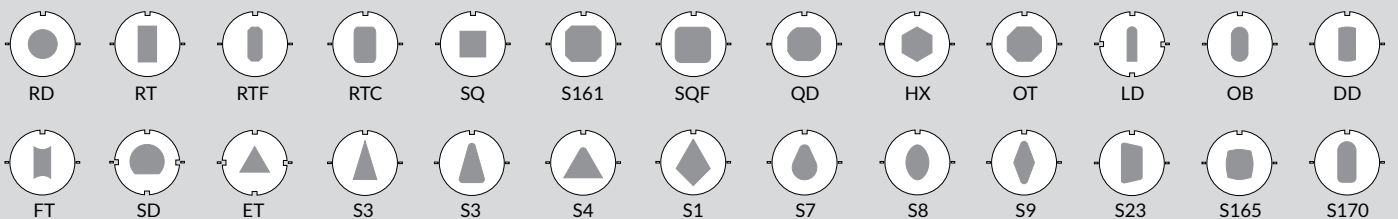


ALIGNMENT COLLAR - SIZE I			
	DESCRIPTION	CAT. NO.	PRICE
	Alignment Collar	25186	
1	Spare Collar Key	25019	
2	Cheese Head Screw	25215	
3	Collar Clamping Screw	25236	



ALIGNMENT COLLAR - SIZE II			
	DESCRIPTION	CAT. NO.	PRICE
	Alignment Collar	25188	
1	Spare Collar Key	25019	
2	Cheese Head Screw	25215	
3	Collar Clamping Screw	25236	

26 STANDARD SHAPES



REDUCED SHEET MARKING TOOLING SOLUTIONS


BRUSHED DIES

Designed specifically to reduce sheet marking, brush dies allow the material to ride smoothly over the die, ensuring there are minimum scratches.

The brushes are made of hard wearing nylon and can be shimmed as they wear. When they eventually wear out they are quick and easy to replace.

Using brushes on your dies can also help to reduce waste. Costly slug pulling is significantly reduced because you can run your machine with the vacuum on, even when punching extremely thin materials.

Most types of die including multi-tools, are available with brush inserts for machines that use Trumpf® style tools.




COATED STRIPPERS

Another preventative method for sheet marking are the Wilson Tool Coated Stripper Plates. With a coating of wear resistant Nylon based material these strippers help to greatly reduce scratches on your parts, especially when being used in an active stripping mode.

Available for most Trumpf® tooling styles, Group H and I machines only.

SLITTING TOOLS



Parting and slitting are common practices in sheet metal fabrication.

Whether you are parting nested parts or straightening the edge of the sheet, you need a product that is rigid and delivers a long tool life. Wilson Tool developed Trumpf parting products specifically to maximize your productivity for these applications. Even when punching close to a form

Dura-Blade has a replaceable cutting blade insert is made with Ultima® premium tool steel that delivers up to 100% more tool life. It also has a self-stripping steel stripper that is relieved for punching close to forms.

2-4-1 Parting Punch Assembly has a replaceable cutting blade insert is made with Ultima® premium tool steel that delivers up to 100% more tool life. It has replaceable wedged urethane strippers mounted on the sides to allow punching close to forms without crushing them.

Standard Parting Punch Assembly is a solid size 2 punch with replaceable wedged urethane strippers mounted on the sides to allow punching close to forms without crushing them.

Parting Tool Die has a removable insert that can be replaced at lower cost than a conventional die.


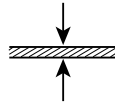
DURA-BLADE PUNCH ASSEMBLY

DESCRIPTION	CAT. NO.	PRICE
Complete punch assembly (includes shims)	26783	
Punch insert only	26781	
2.5 mm shim pack	26789	
Punch Stripper	26782	

INFORMATION NEEDED

Maximum material thickness:	3.00 mm
Maximum width:	6.35 mm
Maximum length:	56 mm

Material Thickness



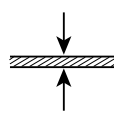
WILSON 2-4-1 PUNCH ASSEMBLY

DESCRIPTION	30-60 mm LENGTH		60-76.2 mm LENGTH	
	CAT. NO.	PRICE	CAT. NO.	PRICE
Complete punch assembly (includes shims)	26802		26800	
Punch only	26803		26801	
Urethane Strippers (Pair)	26760		26762	
Slitting Stripper Screw (Each)	25205		25205	

INFORMATION NEEDED

Maximum material thickness:	Stainless Steel	1.52 mm
	Mild Steel / Aluminum	1.98 mm
Maximum width:		6.35 mm
Maximum length:		76.2 mm

Material Thickness




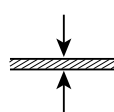
STANDARD PUNCH ASSEMBLY

DESCRIPTION	30-60 mm LENGTH		60-76.2 mm LENGTH	
	CAT. NO.	PRICE	CAT. NO.	PRICE
Complete punch assembly (includes shims)	26761		26763	
Punch only	25586		25589	
Urethane Strippers (Pair)	26760		26762	
Slitting Stripper Screw (Each)	25205		25205	

INFORMATION NEEDED

Maximum material thickness:	Stainless Steel	1.52 mm
	Mild Steel / Aluminum	1.98 mm
Maximum width:		6.35 mm
Maximum length:		76.2 mm

Material Thickness

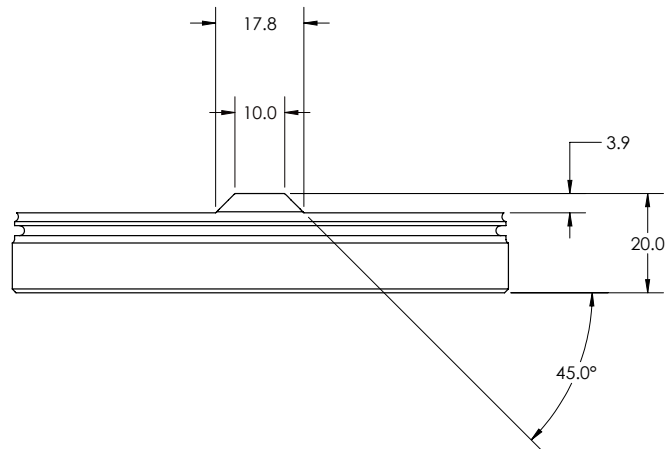


Note: Urethane Strippers still available for 'old style' punches on request. Please contact sales@wilsontool.eu.com for more information.

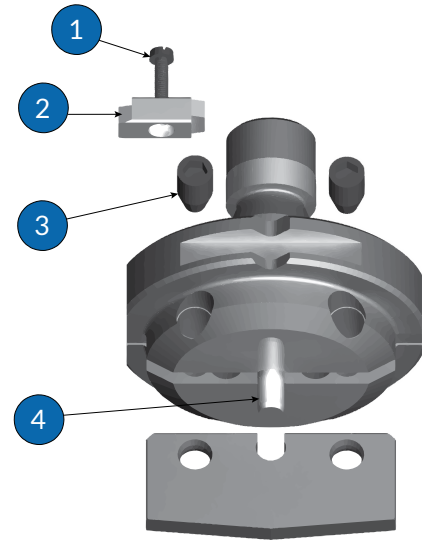


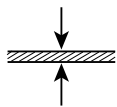
CLOSE TO FORM SLITTING DIE

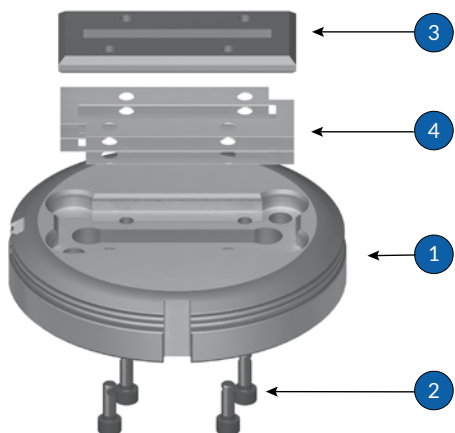
DESCRIPTION	CAT. NO.	PRICE
Slitting Die	25596	



STANDARD PARTING TOOL PUNCHES			
DESCRIPTION	CAT. NO.	PRICE	
Complete Assembly without Blade 0° (5 mm)	25600		
Complete Assembly without Blade 90° (5 mm)	25602		
Location Pin	970416		
56 x 5 mm RT Blade with 0.5 mm radius	25346		
30 x 5 mm RT Blade with 0.5 mm radius	25347		
2 x 5 mm RT Blade with 0.5 mm radius	25414		
0 - 30 x 5 mm Blade (Special)	25447		
30 - 56 x 5 mm Blade (Special)	25448		
56 - 76.2 x 5 mm Blade (Special)	25449		
Optima® coating add-on for punch	-		
REPLACEMENT PARTS			
DESCRIPTION	CAT. NO.	PRICE	
1 M3 x 12 mm Slotted Cheese Head Screw	25215		
2 8 mm Location Key	25113		
3 Tapered Set Screw	25345		
4 M6 x 16 mm Dowel	25444		



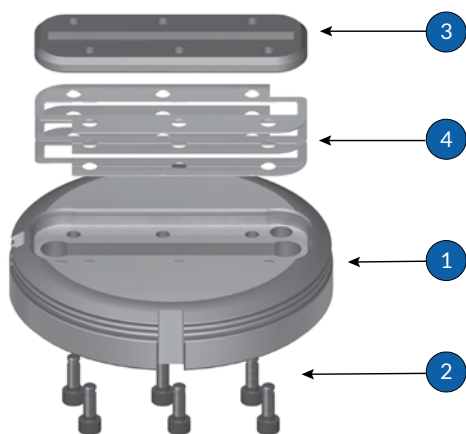
DESIGN INFORMATION	MAX. MATERIAL THICKNESS	INFORMATION REQUIRED
<ul style="list-style-type: none"> The parting tool punch holder is designed to accept interchangeable punch blades up to a maximum length of 76.20 mm, with widths of 5 mm. The Parting Punch assembly is permanently set at 0° or 90° eliminating blade misalignment. The blades have a regrind life of 3.00 mm and the assembly is limited to use in up to 3.00 mm material. Blades are supplied with rooftop shear as standard to reduce punching force and noise. Special sizes and shapes available. Must fit within ranges as specified. Blades must be reground in vibration-free fixture with coolant. Blades supplied only with rooftop shear. Use with standard stripper.dévêtisseur 	3.00 mm 	<ul style="list-style-type: none"> Conventional rectangle size or special size and shape. Material thickness and type. Machine model.

**PARTING TOOL DIE ASSEMBLY**

Lengths up to 56 mm
Widths up to 6.35 mm

	DESCRIPTION	CAT. NO.	PRICE
1	Complete Assembly without Blade	25464	
2	Blade Fixing Screw	25443	
3	Blade, max. length 56 mm	25463	
4	Shim Pack	25439	


This blade holder is designed to accept the interchangeable rectangular die blades, and also any special shapes with maximum length of 56 mm.

**PARTING TOOL DIE ASSEMBLY**

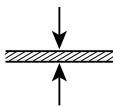
Lengths up to 76.20 mm
Widths up to 6.35 mm

	DESCRIPTION	CAT. NO.	PRICE
1	Complete Assembly without Blade	25466	
2	Blade Fixing Screw	25443	
3	Blade, max. length 76.20 mm	25465	
4	Shim Pack	25441	

This blade holder is designed to accept die blades, with maximum length of 76.20 mm.

**BRUSH DIES**

DESCRIPTION	CAT. NO.	PRICE
56 mm Die Holder Assembly	25941	
76.2 mm Die Holder Assembly	25942	

DESIGN INFORMATION	MAX. MATERIAL THICKNESS	NOTES
<ul style="list-style-type: none"> Special sizes and shapes available. Must fit within ranges as specified. Blades can be reground by 1.00 mm max. Must be held flat for regrounding and coolant must be used. To ensure the screws do not come loose, reassemble using Loctite. 	<p>3.00 mm</p> 	<ul style="list-style-type: none"> Conventional rectangle size or special size and shape. Material thickness and type. Machine model.

ULTIMA® PREMIUM TOOL STEEL IMPROVES DURABILITY AND PERFORMANCE

Ultima® advanced steel is engineered to increase wear resistance by up to an astounding 100% over conventional tool steels.


A New Level of Performance

Ultima® punches and dies set a new benchmark for durability and performance, dramatically improving tool life when punching materials that are abrasive or have a high tensile strength. Ultima® excels in applications where ordinary punches wear quickly and it is ideal for long-run jobs. It significantly reduces micro chipping, where cutting edge failure most often begins.

Remarkable Downtime Reductions

With up to twice as long between regrinds, Ultima® punches and dies substantially reduce downtime and tool replacement costs. Breaking, chipping, cracking, tool fatigue and other problems are minimized, providing long-term gains in productivity and profitability.

Ultima® premium steel punches and dies are especially useful for the toughest applications, but are effective for any job.



MULTI-TOOLS



Your punch press has a limited number of stations, but that doesn't mean you need to buy a new machine or stop production to change out tooling. Multi-tools increase the tool capacity of your punch press by adding 4, 5, 6 or 10 additional tools in a single station. That means you can expand the tool capacity of your machine and reduce downtime due to additional tooling changes.

These are available for Group I, Group H, and Trumatic 240R/260R machines.



Upper Unit Assembly



Punch



Die



Stripper



Lower Unit Assembly



Lower Unit Assembly with Brushes

FOR GROUP I MACHINES

UPPER UNIT ASSEMBLY

DESCRIPTION	CAT. NO.	PRICE
Upper Unit Assembly	25957	

PUNCH

DESCRIPTION	CAT. NO.	PRICE	OPTIMA®
Round	25735		Standard
Square	25869		
Rectangle	25870		
Standard Shape	25736		

DIE

DESCRIPTION	CAT. NO.	PRICE
Round	25737	
Square	25871	
Rectangle	25872	
Standard Shape	25738	

STRIPPER

DESCRIPTION	CAT. NO.	PRICE
Standard with 17 mm holes	25959	
Fitted (for thin material)	25960	

COATED STRIPPER

DESCRIPTION	CAT. NO.	PRICE
Round	26855	
Shape	26854	

DIE SHIM

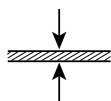
DESCRIPTION	CAT. NO.	PRICE
Die Shim Pack	26003	

LOWER UNIT ASSEMBLY

DESCRIPTION	CAT. NO.	PRICE
Standard	25958	
With Brushes	26026	

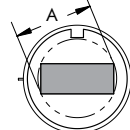
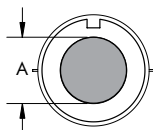
MAX. MATERIAL THICKNESS

Mild steel & Aluminum 4.5 mm
Stainless steel 3.0 mm



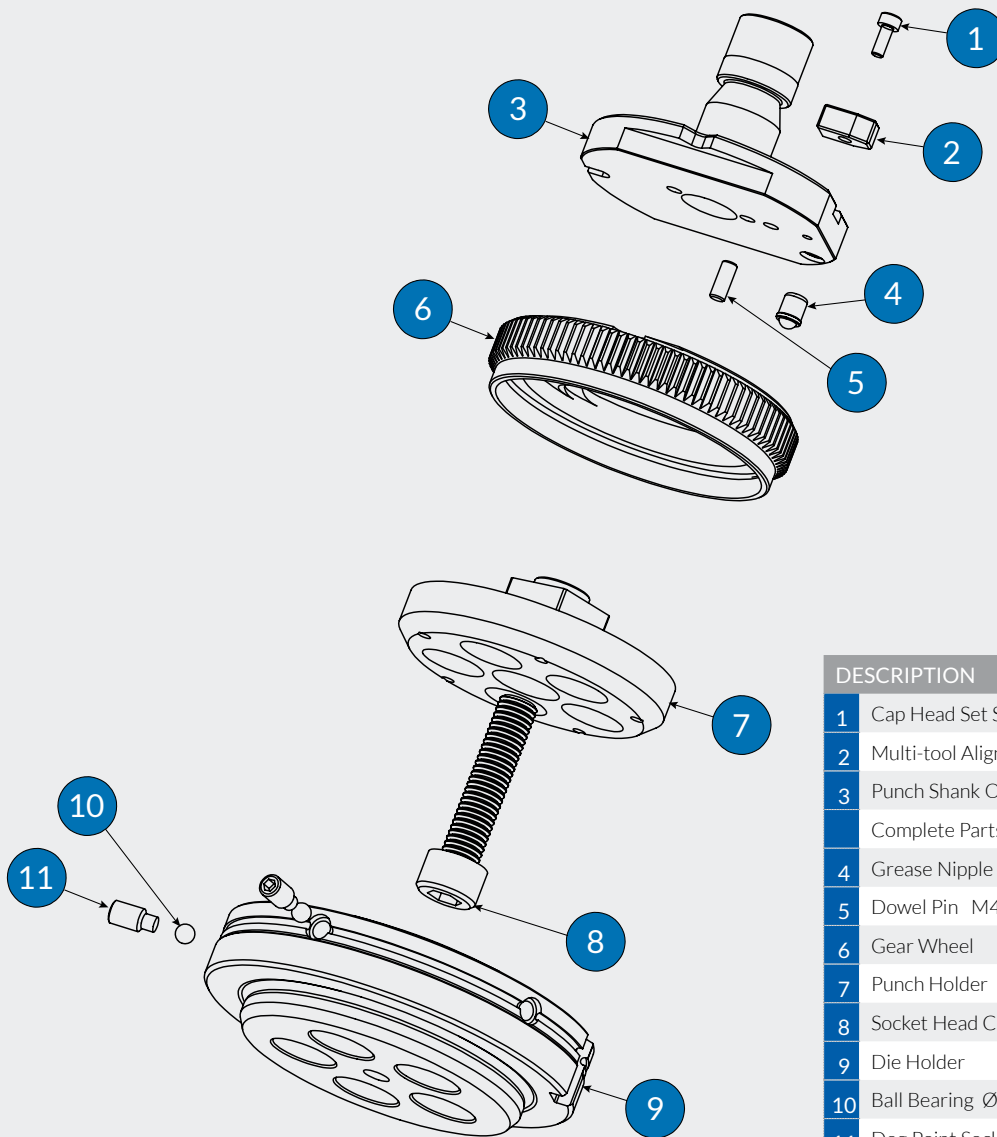
MAX 'A' DIMENSION

16 mm



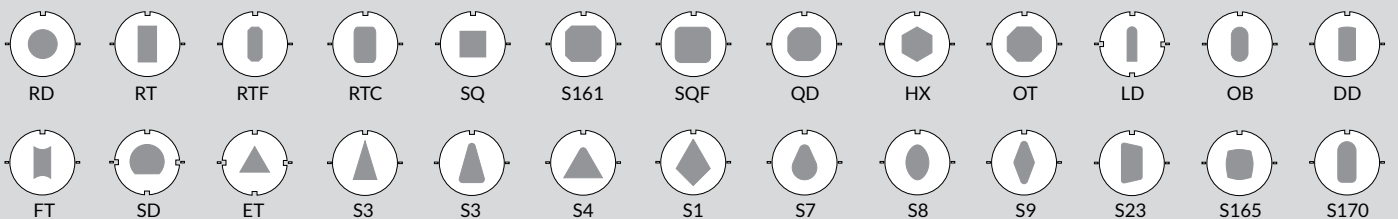
NOTES

All punches and dies will be made for position 1, angle 90° unless stated otherwise.
Round punches Optima® coated as standard.
Coated Strippers only available for Groups H & I.
Brush Unit Assembly includes 1 x 10 mm and 4 x 15 mm brush inserts.



DESCRIPTION	CAT. NO.
1 Cap Head Set Screw M3 x 8 mm	25901
2 Multi-tool Alignment Key	25902
3 Punch Shank Only	25961
Complete Parts Kit	25964
4 Grease Nipple	25906
5 Dowel Pin M4 x 10 mm	24097
6 Gear Wheel	25963
7 Punch Holder	25962
8 Socket Head Cap Screw M10 x 35 mm	24251
9 Die Holder	25965
10 Ball Bearing Ø 5 mm	24213
11 Dog Point Socket Set Screw M6 x 10 mm	25213
10 mm Brush Inserts	25924
15 mm Brush Inserts	25925
10 mm Brush Insert Pack [1 x 0.1 mm, 1 x 0.3 mm]	25927
15 mm Brush Insert Pack [1 x 0.1 mm, 1 x 0.3 mm]	25928

26 STANDARD SHAPES





Upper Unit Assembly



Punch



Die



Stripper



Lower Unit Assembly



Lower Unit Assembly with Brushes

FOR GROUP I MACHINES

UPPER UNIT ASSEMBLY

DESCRIPTION	CAT. NO.	PRICE
Upper Unit Assembly	25967	

PUNCH

DESCRIPTION	CAT. NO.	PRICE	OPTIMA®
Round	25809		Standard
Square	25873		
Rectangle	25874		
Standard Shape	25810		

DIE

DESCRIPTION	CAT. NO.	PRICE
Round	25996	
Square	25997	
Rectangle	25997	
Standard Shape	25997	

STRIPPER

DESCRIPTION	CAT. NO.	PRICE
Standard with 11.5 mm holes	25969	
Fitted (for thin material)	25970	

COATED STRIPPER

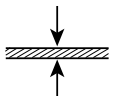
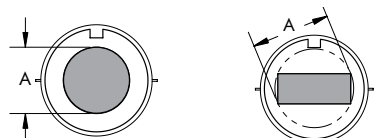
DESCRIPTION	CAT. NO.	PRICE
Round	26855	
Shape	26854	

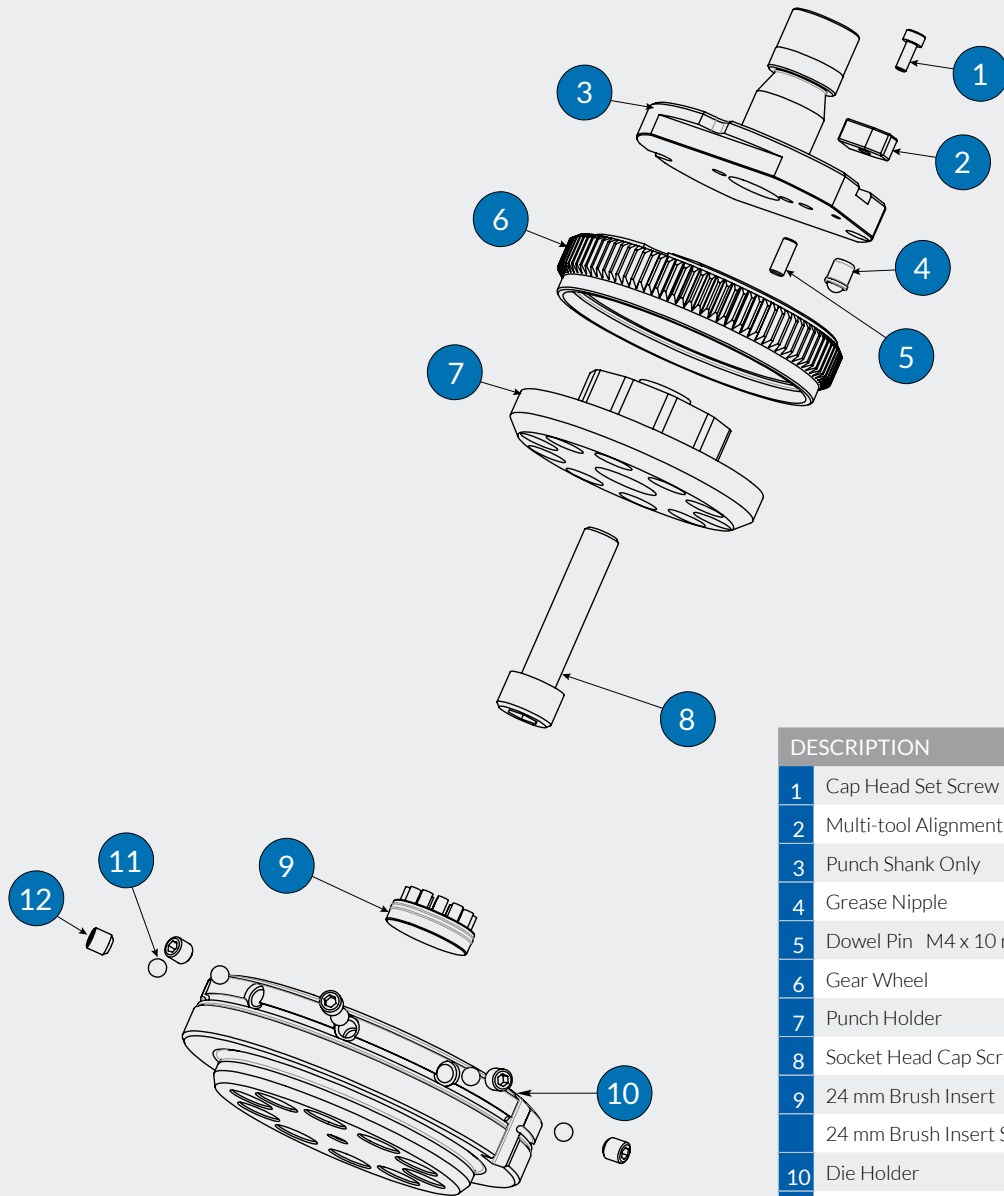
DIE SHIM

DESCRIPTION	CAT. NO.	PRICE
Die Shim Pack	25995	

LOWER UNIT ASSEMBLY

DESCRIPTION	CAT. NO.	PRICE
Standard	25985	
With Brushes	26027	

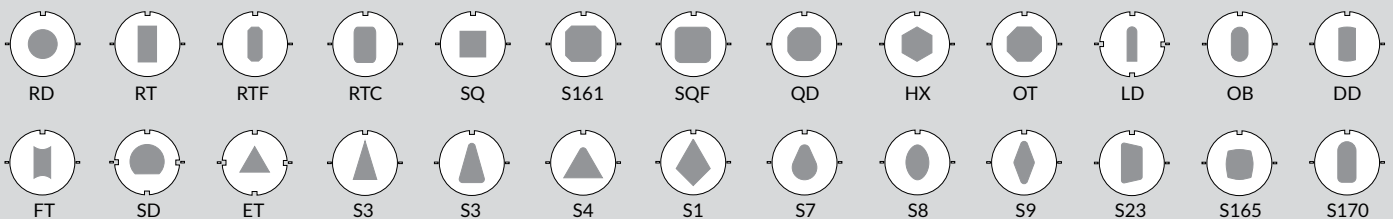
MAX. MATERIAL THICKNESS	MAX 'A' DIMENSION	NOTES
Mild steel & Aluminum 4.5 mm Stainless steel 3.0 mm 	10.5 mm 	All punches and dies will be made for position 1, angle 90° unless stated otherwise. Round punches Optima® coated as standard. Coated Strippers only available for Groups H & I. Brush Unit Assembly includes 1 x 24 mm and 10 x 10 mm brush inserts.



	DESCRIPTION	CAT. NO.
1	Cap Head Set Screw M3 x 8 mm	25901
2	Multi-tool Alignment Key	25902
3	Punch Shank Only	25961
4	Grease Nipple	25906
5	Dowel Pin M4 x 10 mm	24097
6	Gear Wheel	25972
7	Punch Holder	25971
8	Socket Head Cap Screw M10 x 35 mm	24251
9	24 mm Brush Insert	25926
	24 mm Brush Insert Shim Pack	25929
10	Die Holder	25994
11	Ball Bearing Ø 5 mm	24213
12	Flat Point Socket Set Screw M6 x 6 mm	970371
	10 mm Brush Inserts	25924
	10 mm Brush Insert Pack [1 x 0.1 mm, 1 x 0.3 mm]	25927

Complete Parts Kits, Cat. No. 25973
1, 2, 4, 5, 8

26 STANDARD SHAPES



FOR TRUMATIC 240R/260R/200/500/600 MACHINES

MULTI-TOOL



Upper Unit Assembly



Punch



Die



Lower Unit Assembly



Lower Unit Assembly with Brushes

COMPLETE UPPER AND LOWER ASSEMBLY

DESCRIPTION	CAT. NO.	PRICE
Trumatic 240R/260R	25888	
Trumatic 200/500/600	25886	

UPPER UNIT ASSEMBLY

DESCRIPTION	CAT. NO.	PRICE
Trumatic 240R/260R	25891	
Trumatic 200/500/600	25884	

PUNCH

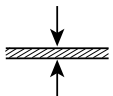
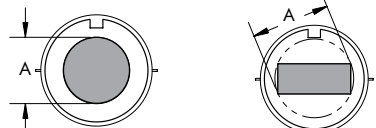
DESCRIPTION	CAT. NO.	PRICE	OPTIMA®
Round	25151		Standard
Square	25529		
Rectangle	25530		
Standard Shape	25152		

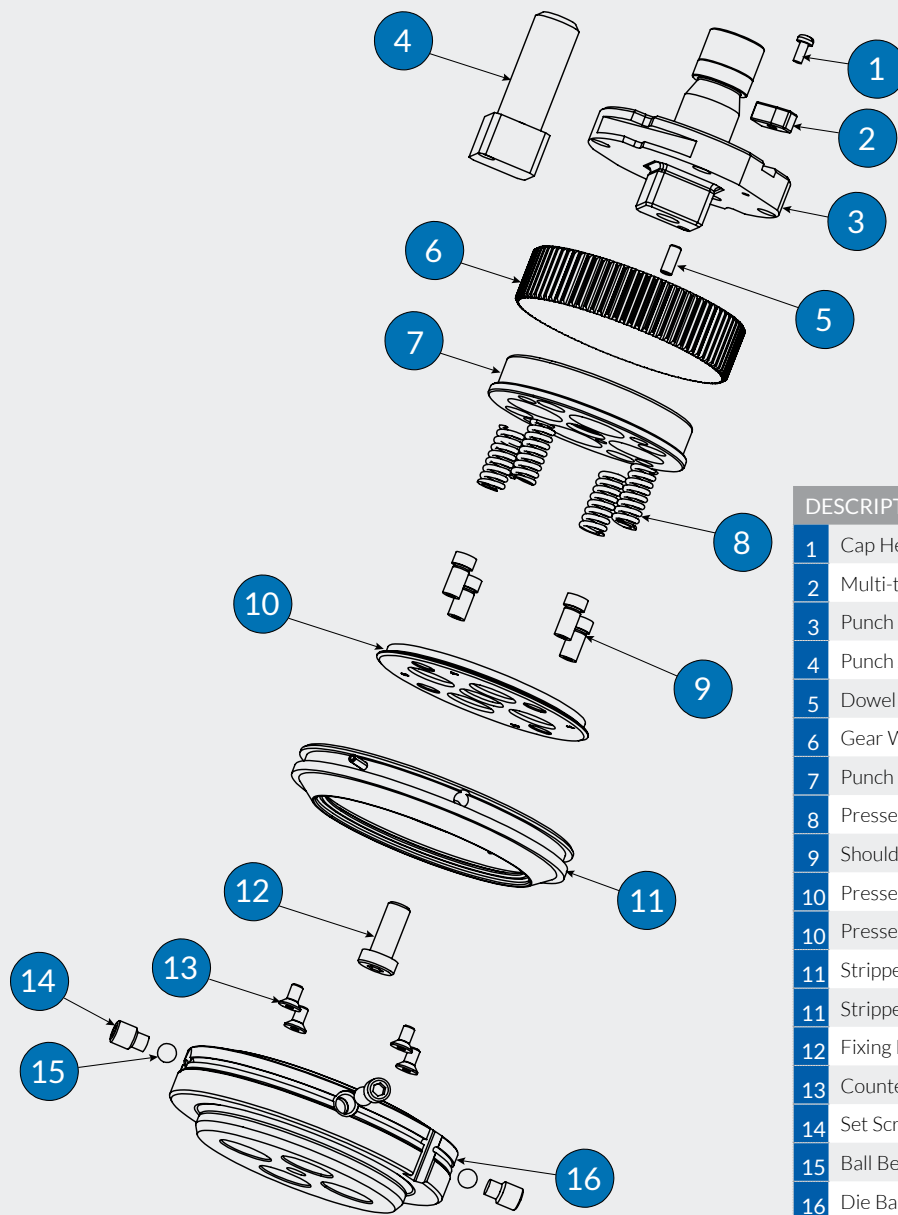
DIE

DESCRIPTION	CAT. NO.	PRICE
Round	25153	
Square	25531	
Rectangle	25532	
Standard Shape	25154	

LOWER UNIT ASSEMBLY

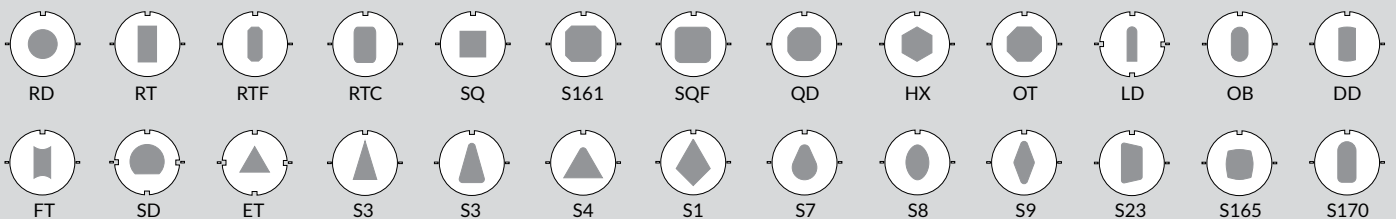
DESCRIPTION	CAT. NO.	PRICE
Standard	25866	
With Brushes	25930	

MAX. MATERIAL THICKNESS	MAX 'A' DIMENSION	NOTES
Mild steel & Aluminum 3.2 mm Stainless steel 2.0 mm 	16 mm 	All punches and dies will be made for position 1, angle 90° unless stated otherwise. Round punches Optima® coated as standard. Complete Upper and Lower Assembly includes alignment tool. Brush Unit Assembly includes 1 x 10 mm and 4 x 15 mm brush inserts.



	DESCRIPTION	CAT. NO.
1	Cap Head Set Screw M3 x 8 mm	25901
2	Multi-tool Alignment Key	25902
3	Punch Shank Only	25867
4	Punch Alignment Aid	25893
5	Dowel Pin M4 x 10 mm	24097
6	Gear Wheel	25878
7	Punch Locating Ring	25868
8	Presser Foot Spring	25904
9	Shoulder Screw	25875
10	Presser Foot Group F	25897
10	Presser Foot Group H	25880
11	Stripper Group F	25895
11	Stripper Group H	25881
12	Fixing Bolt M8 x 20 mm	25876
13	Countersink Screw M4 x 8 mm	25903
14	Set Screw M8 x 12 mm	970398
15	Ball Bearing Ø 6.5 mm	25387
16	Die Base Adaptor	25910
	10 mm Brush Inserts	25924
	15 mm Brush Inserts	25925
	10 mm Brush Insert Pack [1 x 0.1 mm, 1 x 0.3 mm]	25927
	15 mm Brush Insert Pack [1 x 0.1 mm, 1 x 0.3 mm]	25928

26 STANDARD SHAPES



FOR TRUMATIC 240R/260R/200/500/600 MACHINES

MULTI-TOOL



COMPLETE UPPER AND LOWER ASSEMBLY

DESCRIPTION	CAT. NO.	PRICE
Trumatic 240R/260R	25889	
Trumatic 200/500/600	25887	

UPPER UNIT ASSEMBLY

DESCRIPTION	CAT. NO.	PRICE
Trumatic 240R/260R	25892	
Trumatic 200/500/600	25885	

PUNCH

DESCRIPTION	CAT. NO.	PRICE	OPTIMA®
Round	25147		Standard
Square	25533		
Rectangle	25534		
Standard Shape	25148		

DIE

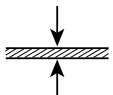
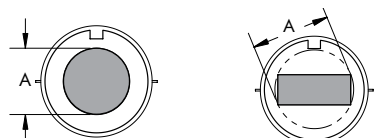
DESCRIPTION	CAT. NO.	PRICE
Round	25149	
Square	25535	
Rectangle	25536	
Standard Shape	25150	

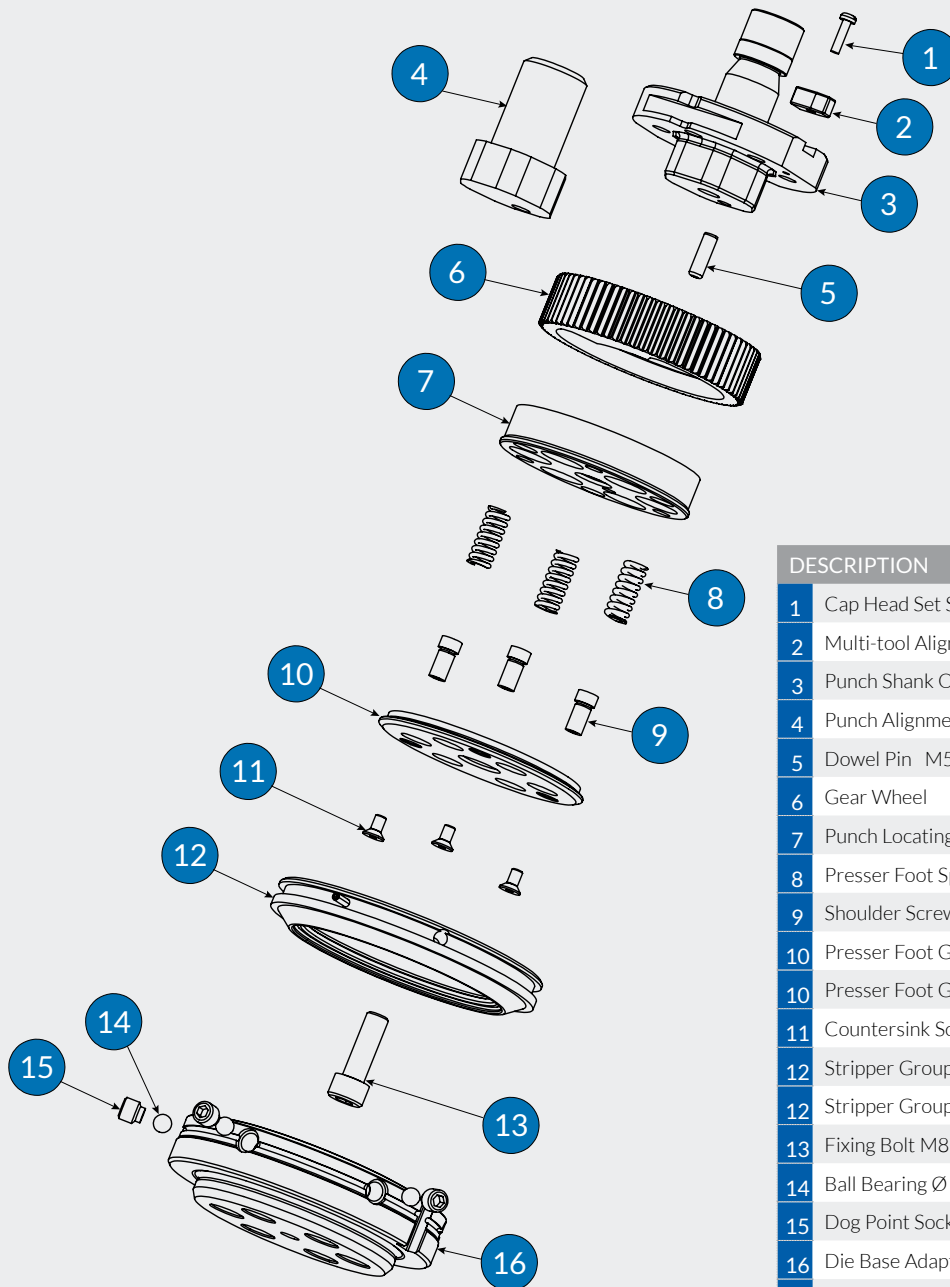
DIE SHIM

DESCRIPTION	CAT. NO.	PRICE
Shim Pack	25388	

LOWER UNIT ASSEMBLY

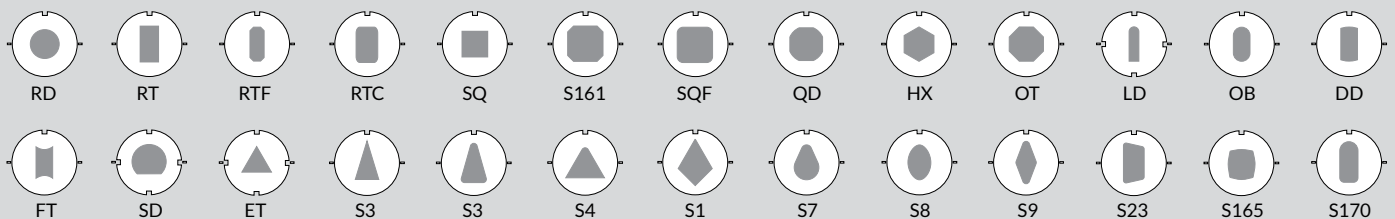
DESCRIPTION	CAT. NO.	PRICE
Standard	25863	
With Brushes	25931	

MAX. MATERIAL THICKNESS	MAX 'A' DIMENSION	NOTES
Mild steel & Aluminum 3.2 mm Stainless steel 2.0 mm 	10.5 mm 	All punches and dies will be made for position 1, angle 90° unless stated otherwise. Round punches Optima® coated as standard. Complete Upper and Lower Assembly includes alignment tool. Brush Unit Assembly includes 1 x 10 mm and 4 x 15 mm brush inserts.



DESCRIPTION	CAT. NO.
1 Cap Head Set Screw M3 x 8 mm	25901
2 Multi-tool Alignment Key	25902
3 Punch Shank Only	25864
4 Punch Alignment Aid	25894
5 Dowel Pin M5 x 14 mm	25909
6 Gear Wheel	25877
7 Punch Locating Ring	25865
8 Presser Foot Spring	25905
9 Shoulder Screw	25875
10 Presser Foot Group F	25896
10 Presser Foot Group H	25879
11 Countersink Screw M4 x 8 mm	25903
12 Stripper Group F	25895
12 Stripper Group H	25881
13 Fixing Bolt M8 x 20 mm	25876
14 Ball Bearing Ø 6.5 mm	25387
15 Dog Point Socket Set Screw M8 x 8 mm	25900
16 Die Base Adaptor	25911
10 mm Brush Inserts	25924
15 mm Brush Inserts	25925
10 mm Brush Insert Pack [1 x 0.1 mm, 1 x 0.3 mm]	25927
15 mm Brush Insert Pack [1 x 0.1 mm, 1 x 0.3 mm]	25928

26 STANDARD SHAPES



SPECIALS



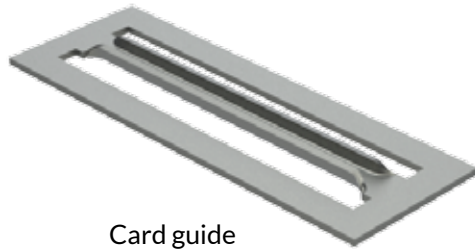
Incorporating forming applications into your fabrication can add value to your processes while reducing cost by boosting efficiencies and eliminating secondary operations.

No matter how unique your requirement, Wilson Tool works with you to design and manufacture punch press tooling that meet the needs of your most demanding application. Our highly skilled engineers and toolmakers combine unmatched experience with specialised manufacturing systems to produce products that meet the challenges of your most demanding applications.

Wilson forming tools are manufactured with high grade materials to maximize tool life and machine up time. They are engineered with features like positive stopping to ensure you consistently get a form to your specifications on every hit. And when working with challenging material Wilson offers solutions like coatings to improve stripping and reduce sheet marking. Each special tool is tested using our in-house punch presses, and a sample is included with every forming special tool we ship. Wilson special tools are manufactured to our superior quality standards and tolerances and with the shortest lead times available.

YOU NEED BETTER SOLUTIONS, FASTER!


Wilson approaches every special tooling request with a “never say no” attitude. And with the fastest lead times in the industry, your special tooling will arrive when you need it.



Card guide



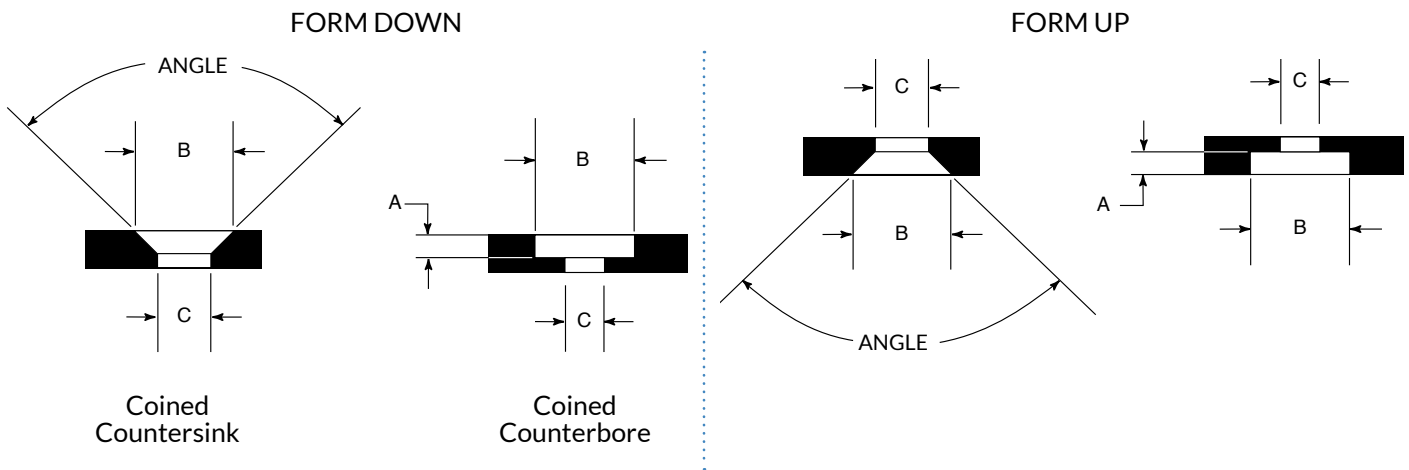
Louvre



Lance and form

CARD GUIDE	LANCE & FORM	LOUVRE
<p>Maximum length is 86.5 mm.</p> <p>Used for retaining printed circuit boards that require standard lead-in or special lead-in shapes.</p>	<p>Maximum length is 89 mm.</p> <p>Used in many applications such as airflow, decoration, location markers, sheer tabs, wire harnesses and clip attachments.</p>	<p>Maximum length is 101.5 mm.</p> <p>Replaceable forming unit in the die.</p> <p>Used in many applications such as airflow, electrical enclosures, HVAC and food service equipment.</p>


APPLICATION	ADVANTAGES	INFORMATION NEEDED
<p>Extends the range of forming in the 'A' dimension, allowing for longer and larger forms.</p>	<ul style="list-style-type: none"> • Offers a full additional 25.4 mm in your forming application. • Available for most Trumpf Group I machines (specifications subject to change.) • Requires an A-Plus cartridge. 	<ul style="list-style-type: none"> • Machine model • Material thickness and type




APPLICATION	ADVANTAGES	INFORMATION NEEDED
Coining tools are used for forming countersinks and counter bores for screws & rivets or to deburr the edge of a hole.	<ul style="list-style-type: none"> Coining on the punch press eliminates costs and time when compared to a secondary operation of machining countersinks. Interchangeable inserts for form down countersinks allow you to easily change coin sizes and reduce tooling costs. Form up coin dies are self-stripping. 	<ul style="list-style-type: none"> Machine model Material thickness and type Angle and coin diameter/screw size and type Form-up or form-down



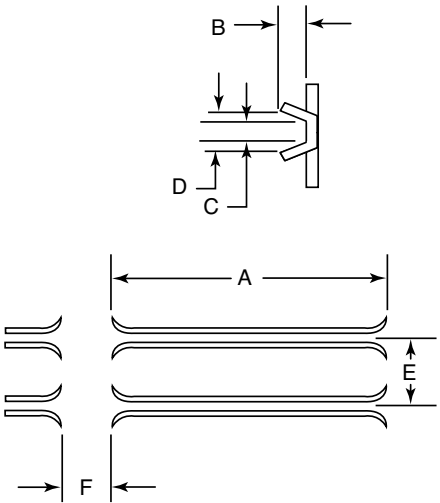
Standard



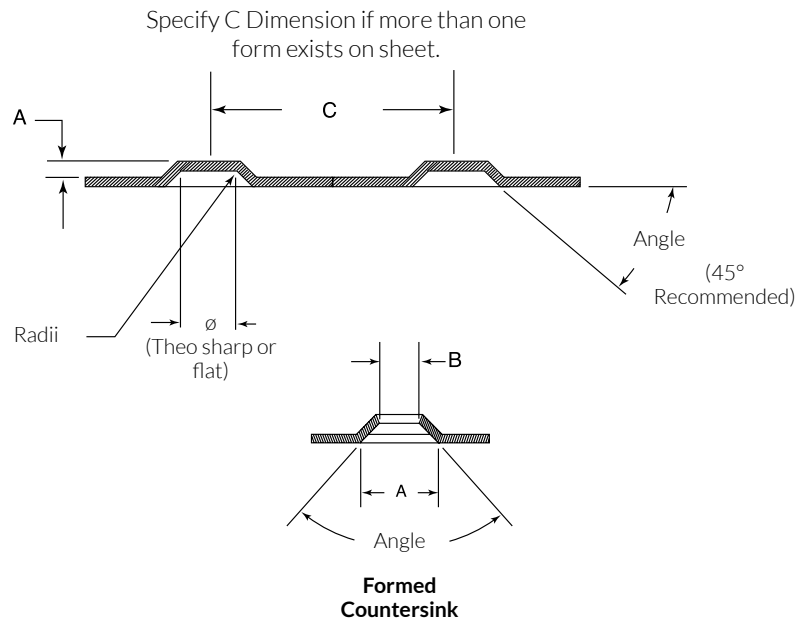

Wrap Around



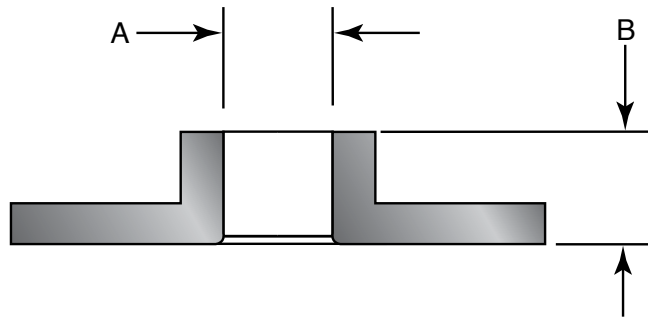

Closed End




APPLICATION	ADVANTAGES	INFORMATION NEEDED
<p>A card guide is used for retaining printed circuit boards that require standard lead-in or special lead-in shapes.</p> <p>Wilson Tool will develop correct web of material to be formed on all card guides and the pre-punch shape and size on special lead-in card guides.</p>	<ul style="list-style-type: none">• The replaceable insert design allows for lower costs and conversion to different size card guides.• Fast and simple length adjustment• Special lead-ins are available• Built in stripping for best results• Coating options available• Integrated alignment ring	<ul style="list-style-type: none">• Machine model• Material thickness and type• Dimensional drawing or electronic file - centre-to-centre location and narrowest pre-punch.



APPLICATION	ADVANTAGES	INFORMATION NEEDED
Embosses, dimples and forming tools are typically used to create stand-offs, spacers, countersinks, locks for nuts, embossed logos.	<ul style="list-style-type: none"> All tools are made to achieve a consistent high quality form. Form up designs are self-stripping. 	<ul style="list-style-type: none"> Material thickness and type Machine model Dimensional drawing or electronic file Form-up or form-down




APPLICATION	ADVANTAGES	INFORMATION NEEDED
<p>Extrusions are used in a broad spectrum of applications:</p> <ul style="list-style-type: none"> • Self-tapping screws • Cooling tube holders • Air flow applications • Tread plates 	<ul style="list-style-type: none"> • All extrusions are insert style for fast and economical replacement. • All extrusions are designed to be self-stripping, providing consistent and trouble-free operation. • Coating supplied as standard when needed. • Integrated alignment ring. 	<ul style="list-style-type: none"> • Machine model • Material thickness and type • I.D. and height or screw size and type • Tolerance of I.D. • Form-up or form-down • Specify centre-to-centre if more than one extrusion exists on the sheet



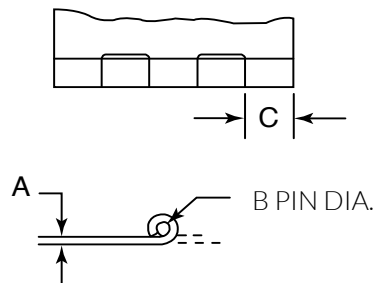
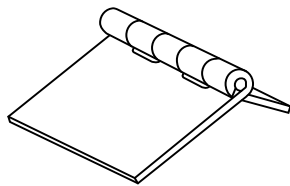
Standard Fully Curled Hinge



Offset Fully Curled Hinge

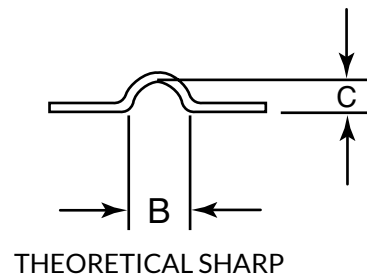
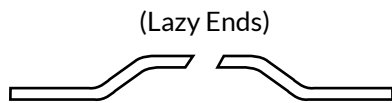


One-Hit Half Knuckle Hinge

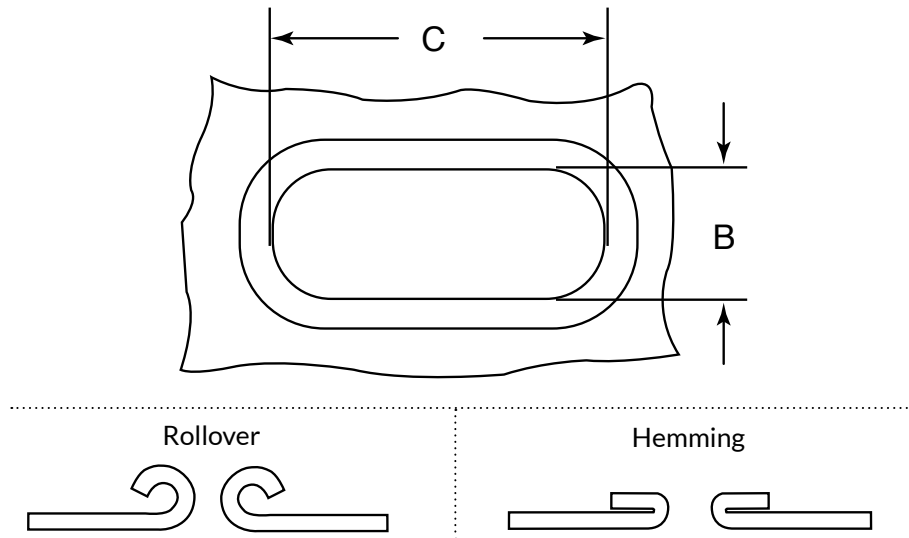



See this tool in action on the Wilson Tool YouTube Channel

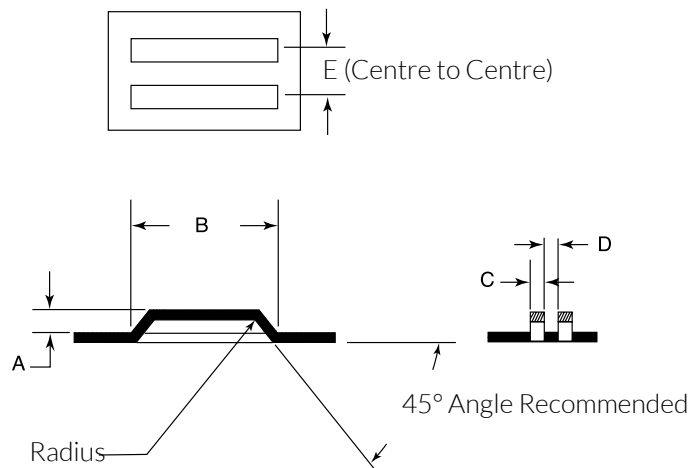

APPLICATION	ADVANTAGES	INFORMATION NEEDED
Integrating a formed hinge on the edge of the sheet in your punch press eliminates the need for costly hardware and a secondary operation to weld or fasten them.	<ul style="list-style-type: none"> Wilson Tool's one-hit hinge tool is achieved with 1 set of tools. Standard hinge is achieved with 2 sets of tools. Offset hinge requires 3 sets of tools. Integrated alignment ring. 	<ul style="list-style-type: none"> Machine model Material thickness and type Dimensional drawing or electronic file Pin \varnothing and knuckle size



APPLICATION	INFORMATION NEEDED
<p>A progressive rib produces stiffening ribs, programmable to any length.</p> <p>Rounded or flat top ribs are available. For best results, inside radius should be equal to or greater than the height.</p> <p>Run in nibbling mode: recommended</p>	<ul style="list-style-type: none"> • Machine model • Material thickness and type • Dimensional drawing or electronic file • Specify centre-to-centre if more than one form exists on the sheet




APPLICATION	ADVANTAGES	INFORMATION NEEDED
<p>Used to create a safe edge for use as hand holds and wire feeds.</p> <ul style="list-style-type: none"> Rollover is achieved in three operations: <ol style="list-style-type: none"> 1. Pre-punch (developed by Wilson Tool free of charge) 2. Form-up extrusion 3. Rollover Hemming is achieved in three operations: <ol style="list-style-type: none"> 1. Pre-punch (developed by Wilson Tool free of charge) 2. Form-up extrusion 3. Flare & Flatten. 	<ul style="list-style-type: none"> Reduces costly secondary operations and handling. Designed and manufactured to produce consistent results. Coating options available. 	<ul style="list-style-type: none"> Machine model Material thickness and type Diameter or length and width of opening (C, B) Tolerance of opening What type of application (hand hold, wire feed, etc.) Style of guide assembly




APPLICATION	ADVANTAGES	INFORMATION NEEDED
Bridge style lance and forms can be used for shear stops, locators, card guides, dividers, ventilation and wire tie downs.	<ul style="list-style-type: none"> The Wilson design creates a positive form ensuring a high quality, consistent part. Critical parts supplied as inserts for cost effective replacement. Special lead-ins available. All bridges are made self-stripping. Coating options available. Tools have integrated alignment. 	<ul style="list-style-type: none"> Machine model Material thickness and type Dimensional drawing or electronic file for relief Top, side and end views Form-up or form-down


Single



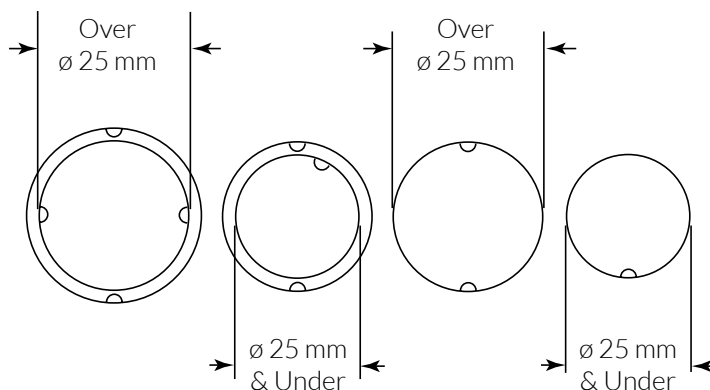
Quad Tangential




Triple




Standard Wilson Tool Tab Location




APPLICATION	ADVANTAGES	INFORMATION NEEDED
<p>Electrical knockouts (EKOs) are used to create connection points for cable pathways. Available for:</p> <ul style="list-style-type: none"> • Single • Double (concentric or tangential) • Triple (concentric or tangential) • Quad (concentric or tangential) • Standard and special shapes <p>Single or multiple tools can be used to produce the desired number of EKOs for your requirements.</p>	<ul style="list-style-type: none"> • Wilson Tool's EKO design has full stripping in both upper and lower units, which produce good quality, reliable knockouts every time. • Coating options available. • Integrated alignment ring. • Wilson Tool can determine holding tab size and quantity. 	<ul style="list-style-type: none"> • Machine model • Material thickness, type or range • Shape and size • Specify centre-to-centre if more than one knockout exists on the sheet. • Form-up or form-down



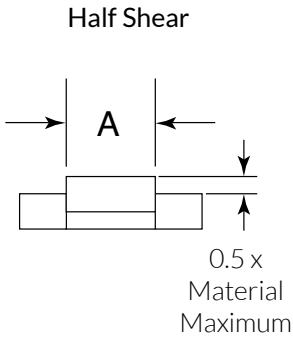
Half Shear



Rooftop Half Shear

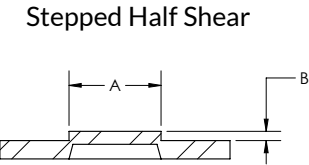
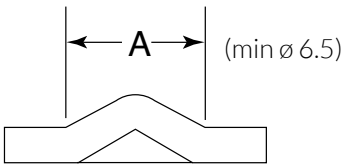
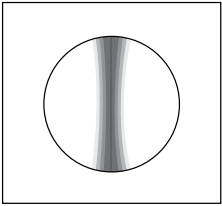


Shaped Half Shear



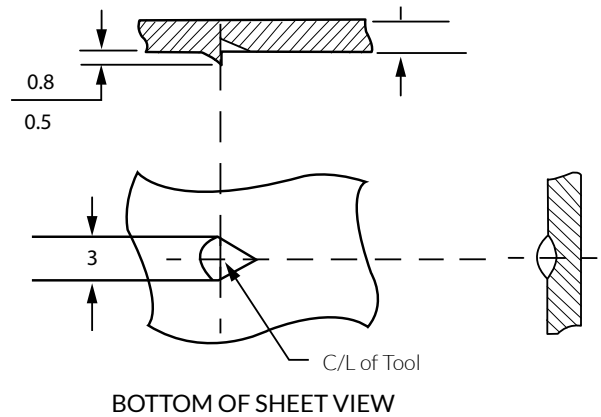
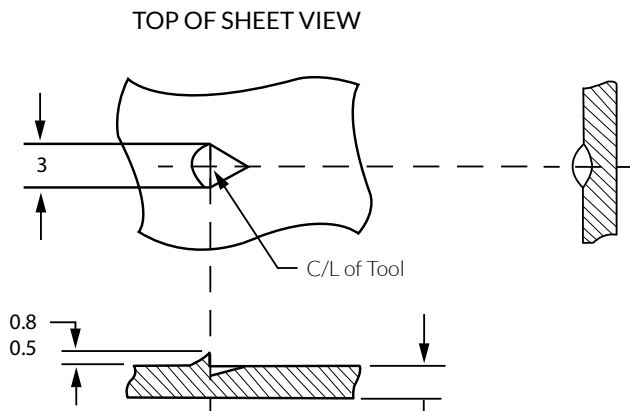
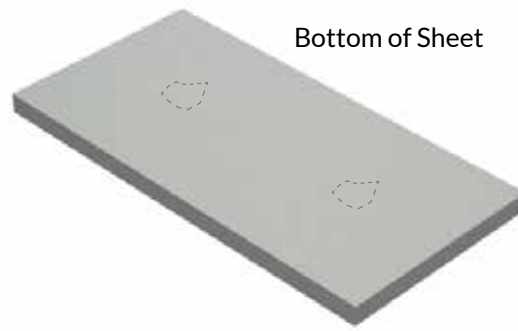
Half Shear

Rooftop Half Shear




Stepped Half Shear

APPLICATION	ADVANTAGES	INFORMATION NEEDED
<p>The half shear is an easy-to-use tool that allows you to put in shear buttons and spot welding locators to the accuracy of your punch press.</p> <p>Round half shears make excellent locators for angular shearing.</p>	<ul style="list-style-type: none">• Rooftop half shears give you greater height protrusion compared to a standard half-shear when using thinner material.• Half shears can be used on a 3 mm range of material.• Supplied with integrated collar (size 1 shaped and size 2 only).	<ul style="list-style-type: none">• Machine model.• Material thickness and type (or range).• Shape and size.• Specify centre-to-centre if more than one exists on the sheet.• Form-up or form-down.



APPLICATION	ADVANTAGES	INFORMATION NEEDED
<p>The scratch form can be used for spot welding locators, locators for angular shearing and shear stops.</p> <p>Height of the stop is 0.5 mm - 0.8 mm.</p> <p>Tool is designed with relief for 12.7 mm centers.</p>	<ul style="list-style-type: none"> Punches a range of material from 0.8 mm to 3 mm. Flat on opposite side of sheet. 	<ul style="list-style-type: none"> Machine model Material thickness and type Top or bottom of the sheet


90° Form



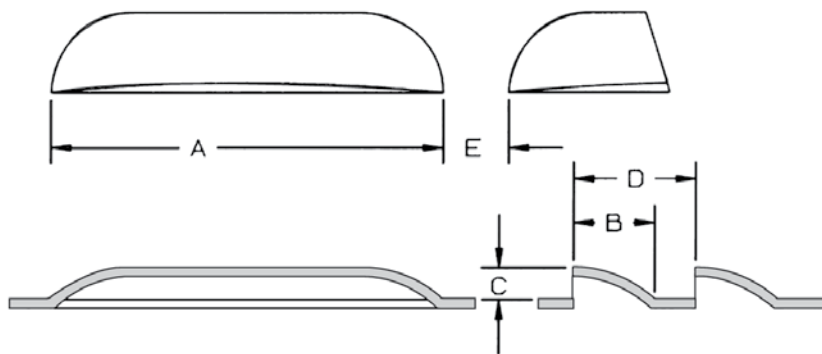
With extra bend



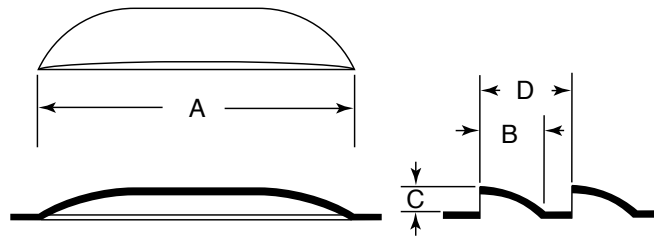

With extra bend and rib



APPLICATION	ADVANTAGES	INFORMATION NEEDED
<p>Lance and forms are used for a variety of applications, including:</p> <ul style="list-style-type: none"> Air flow Decoration Location markers Shear tabs Wire harnesses Clip attachments. 	<ul style="list-style-type: none"> High-quality lance and forms are assured with Wilson's positive form and self-stripping design. Coating options available. Critical parts supplied as inserts for cost effective replacement. Integrated alignment ring. 	<ul style="list-style-type: none"> Machine model Material thickness and type Dimensional drawing or electronic file and pattern if relief is required. A taper of 5° per side should be added (if possible) to aid in stripping large station lance and forms. Form-up or Form-down




APPLICATION	ADVANTAGES	INFORMATION NEEDED
<p>Louvres are used in a variety of industry applications that require airflow; electrical enclosures, HVAC, and food service equipment.</p> <p>Single hit louvres can be placed back to back (no web between louvres.)</p>	<ul style="list-style-type: none"> • Lower costs with replaceable inserts that can be converted to different size louvres. • Stock size available. • Coated as standard to extend tool life. • Integrated alignment ring. 	<ul style="list-style-type: none"> • Machine model • Material thickness and type • Dimensional drawing or electronic file



"A" dimension is programmable to any length.
Form length on first full hit is approximately 45mm long.

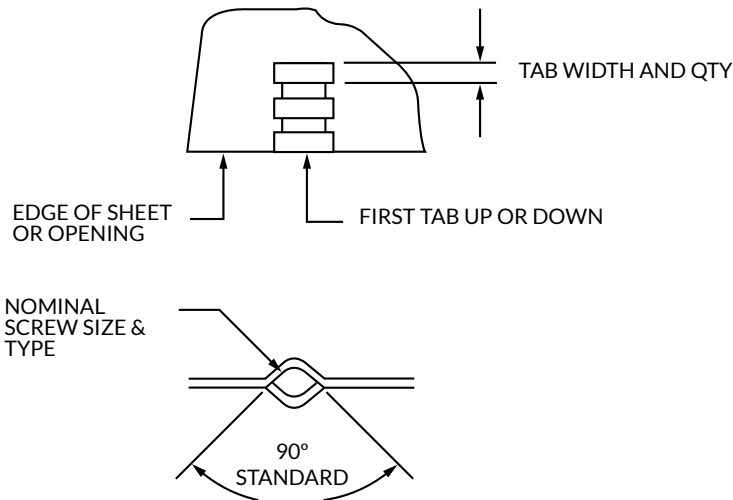
APPLICATION	ADVANTAGES	INFORMATION NEEDED
<p>Progressive louvres are used in a variety of industry applications that require airflow; Electrical enclosures, HVAC, and food service equipment.</p> <p>The progressive design produces various length louvres to give flexibility using one tool.</p> <p>Run in nibbling mode (recommended incremental moves equal to the material thickness or less).</p> <p>A Do's and Don'ts information sheet is provided for ease of programming.</p>	<ul style="list-style-type: none"> • Lower costs with replaceable inserts that can be converted to different size louvres. • Stock size available. • Coated as standard to extend tool life. • Integrated alignment ring. • For best results lower unit is supplied without stripping element' 	<ul style="list-style-type: none"> • Machine model • Material thickness and type • B, C and D dimensions.






Imperial Sized Screws	Metric Sized Screws
6-18	2.9 x 1
6-20	3.5 x 1.3
6-32	4.2 x 1.4
7-16	4.8 x 1.6
8-15	5.5 x 1.8
8-32	6.3 x 1.8
10-12	8 x 2.1
10-16	9.5 x 2.1
10-24	M4
10-32	M5
12-11	M6
12-14	M8
14-10	M10
20-9	M12
1/4-14	M14
1/4-20	M16
5/16-12	M20
5/16-18	M24

Custom Sizes Available

APPLICATION	ADVANTAGES	INFORMATION NEEDED
A thread form is a great solution for eliminating secondary operations and supplemental hardware where a threaded hole is required.	<ul style="list-style-type: none"> Reduces costly hardware and assembly time. Coining is included in the design of the tool when recommended material thickness is exceeded. Pre-punch information is provided. Multiple coating options available to extend tool life. 	<ul style="list-style-type: none"> Machine model Material thickness and type Screw style




APPLICATION	ADVANTAGES	INFORMATION NEEDED
A thread loop is a great solution for eliminating secondary operations and supplemental hardware when a threaded hole is required.	<ul style="list-style-type: none"> • The Wilson design gives a positive form, which ensures a high quality part. • Reduces costly hardware and assembly time. • Coating options available. 	<ul style="list-style-type: none"> • Machine model • Material thickness and type • Number of thread loop tabs • Width of tab • Direction of first tab • Diameter of opening or screw size and type • Dimensional drawing or electronic file



See this tool in action on the
Wilson Tool YouTube Channel

APPLICATION	ADVANTAGES	INFORMATION NEEDED
<p>The cluster tool is the most cost effective method to manufacture perforated patterns and is commonly used for air ventilation, drains and filters.</p> <p>Cluster piercing is ideal for applications where tight tolerance is required on the hole pattern.</p>	<ul style="list-style-type: none"> • Creates maximum number of holes per hit. • Saves on machine punching time and costly tool maintenance. • Available in any hole size, shape or pattern. • Holds tight tolerance from hole to hole. • Punch available as solid or replaceable insert style. • Wilson Tool's back bending feature on dies can help reduce sheet distortion. • Multiple coating options available to extend tool life. • Integrated alignment ring. 	<ul style="list-style-type: none"> • Machine model • Material type, thickness or range • Number of holes in clusters • Straight or staggered pattern • Center-to-center dimensions • Replaceable or solid design




APPLICATION	ADVANTAGES	INFORMATION NEEDED
<p>Wilson Multi-Scribe is ideal for both sheet scribing and dot-matrix marking on a wide range of materials.</p> <ul style="list-style-type: none">• Unique designs and logos can be achieved just by programming.• Hydraulic rams produce both “scribe” and “dot-matrix” sheet marking.• Works on a wide range of materials.	<ul style="list-style-type: none">• For use in all material types.• Can achieve variable scribe depth.• Design allows for consistent mark depth• Long lasting diamond tip.• Won't deform the material or mark the underside of the sheet.• Sold as a kit including parts to scribe all ranges of material types.	<ul style="list-style-type: none">• Machine model• Material thickness and type



APPLICATION	10 STATION ADVANTAGES	5 STATION ADVANTAGES	INFORMATION NEEDED
<p>An ID-Stamp tool is a perfect solution for permanently marking and displaying company names, serial numbers, or part numbers.</p> <p>You can stamp different characters, including numbers, letters, and various symbols.</p>	<ul style="list-style-type: none"> • Eliminates secondary stamping operations and ensures consistent marking. • Reduces the number of tools needed to mark parts. • 0-9 stocked, others custom manufactured. 	<ul style="list-style-type: none"> • Uses a set of 5 special stamping punches when as a group or combined create the letters A - Z, numbers 0 - 9 and symbols %, \$, /, \, <, >, =, +. • The font size is 10mm & 4mm. • Software option required from third party. 	<ul style="list-style-type: none"> • Machine model • Material thickness range and type



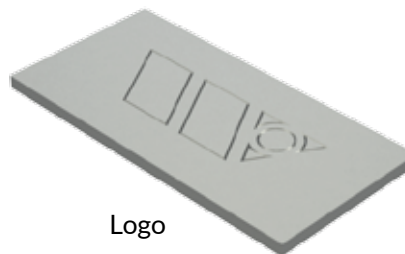
APPLICATION	ADVANTAGES	INFORMATION NEEDED
<p>A letter stamp is a perfect solution for permanently marking and displaying company names, serial numbers, or part numbers.</p> <p>Replaceable punch tip design allows quick and easy change out, reducing the number of tools needed to mark parts..</p>	<ul style="list-style-type: none">• Available in single and multiple row.• Eliminates secondary stamping operations.• Interchangeable punch tip design provides cost savings and flexibility to easily change character size by purchasing only a punch tip and characters.• Available in character sizes 1.5, 2, 2.5, 3, 4, 5, 6, & 10.	<ul style="list-style-type: none">• Machine model• Material thickness and type• Size character, number of rows, number of characters per row• Form-up or form-down•



Dash Tool

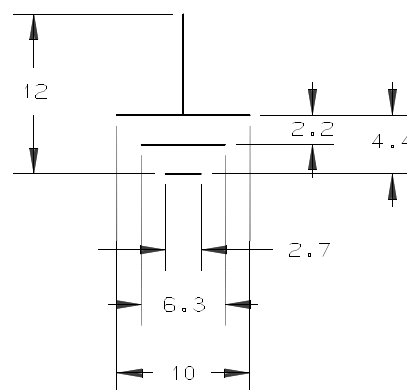


Ground Symbol



Logo


GROUND SYMBOL STOCK DIMENSIONS



WITH CIRCLE


WITHOUT CIRCLE

APPLICATION	ADVANTAGES	INFORMATION NEEDED
<p>Stamping the top or bottom of the sheet is the perfect solution for permanently displaying company names, serial numbers, symbols, and product or company logos. Ground symbols, widely used in the electrical industry are available in stock sizes, form-down or form-up.</p> <p>Dash tools can be used to "V" notch the sheet to aid in bending, create numbers and letters, and location marks on a sheet. Dash tools are available in form-down or form-up, in various lengths and can be run progressively.</p>	<ul style="list-style-type: none"> • All form-up tools are designed self-stripping to prevent sheet marking and tool wear. • Logo stamps and other special stamps can be manufactured easily when an electronic file is provided. • When used with indexing, dash tools can be used to create numbers or letters. 	<ul style="list-style-type: none"> • Machine model • Material thickness and type • Length of dash • Size of ground symbol (stock or non-stock) • Electronic file for logos • Form-up or form-down



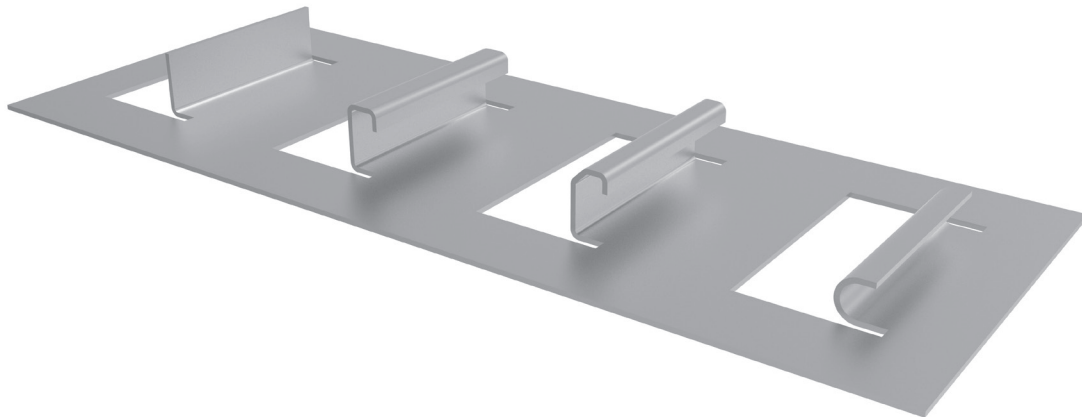
See this tool in action on the
Wilson Tool YouTube Channel

APPLICATION	ADVANTAGES	INFORMATION NEEDED
The rolling de-burring tool eliminates the secondary operation of removing burrs from your parts.	<ul style="list-style-type: none">• Quickly and efficiently de-burrs your parts while on the turret machine.• Eliminates costly secondary operations.• Coins a small chamfer on the cut edge top and bottom of the sheet.• Can be used to de-burr nested parts.• Adjust ball pressure without disassembling the tool.	<ul style="list-style-type: none">• Machine model• Material thickness and type•




Pre-punch

Opti-bend



See this tool in action on the
Wilson Tool YouTube Channel

APPLICATION	ADVANTAGES	INFORMATION NEEDED
<p>Opti-Bend allows you to achieve high bends in your punch press, eliminating costly time-consuming secondary operations in a press brake.</p> <p>Machine requires programmable up-stroke.</p>	<ul style="list-style-type: none"> • Performs up to 90° bends on a punch press with neutral pull on the sheet (won't pull out of clamps). • Special rotating cam design minimizes sheet marking on soft or high polished materials. • Available in single hit or progressive styles. • Can be run on a small range of material. • Allows multiple bending in a turret machine. • Tool forms past 90° to compensate springback material 	<ul style="list-style-type: none"> • Machine model • Material thickness and type • Dimensional drawing or electronic file




Extruded Hole Shown




See this tool in action on the
Wilson Tool YouTube Channel

APPLICATION	ADVANTAGES	INFORMATION NEEDED
<p>The tapping tool allows you to create high precision threads at any programmed location on the sheet.</p> <ul style="list-style-type: none">• Taps available in imperial or metric sizes.	<ul style="list-style-type: none">• Taps are easily changed.• Works on a wide range of material types and thickness.• Stock size pitch inserts and taps are available for fast delivery.• Rolled threads for maximum strength.	<ul style="list-style-type: none">• Machine model• Material thickness and type• Pitch and tap size




See this tool in action on the
Wilson Tool YouTube Channel


APPLICATION	ADVANTAGES	INFORMATION NEEDED
<p>Zip-Tech lance is achieved in three operations:</p> <ol style="list-style-type: none"> 1. Pre-punch - \varnothing 2 round hole 2. Pre-punch - 2D shape 3. Zip-Tech Lance and Form <p>For 0.8 to 2.0 materials.</p>	<ul style="list-style-type: none"> • Fabricates snaps to join metal parts together. • Different types of materials of the same thickness can be joined together. • Eliminate time consuming and labour intensive welding and grinding operations, spot welding or other fastening methods. 	<ul style="list-style-type: none"> • Machine model • Material thickness and type




ROLLING FLARE




ROLLING RIB



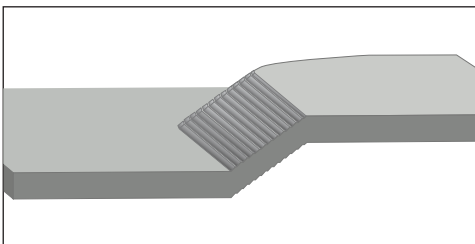
ROLLING OFFSET




ROLLING SHEAR



ROLLING PINCHER



ROLLING FORGE

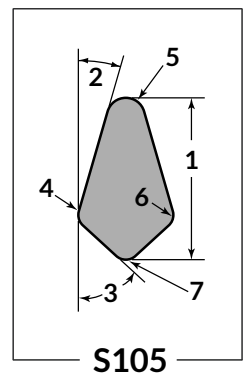
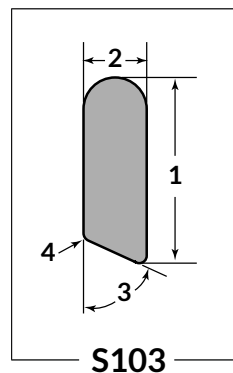
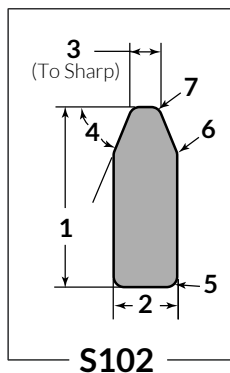
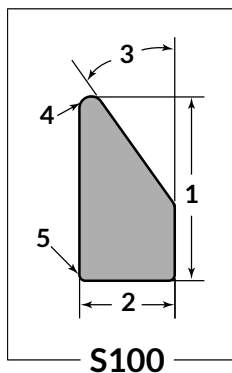
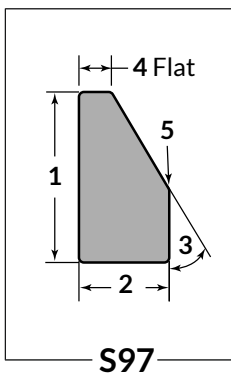
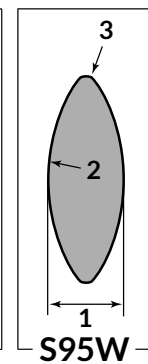
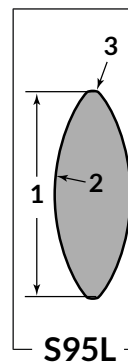
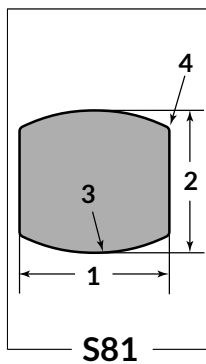
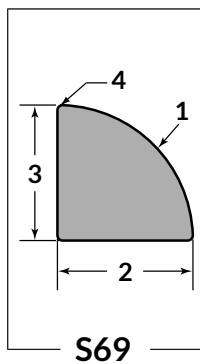
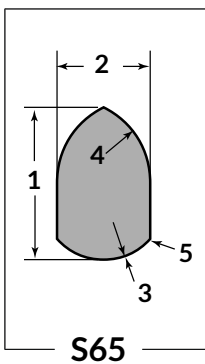
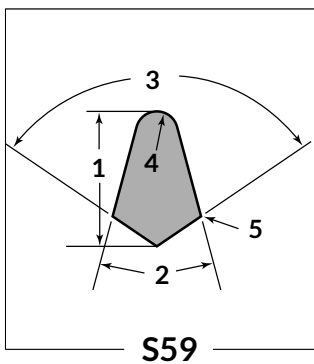
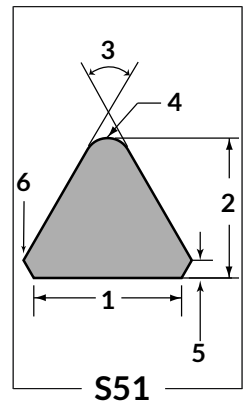
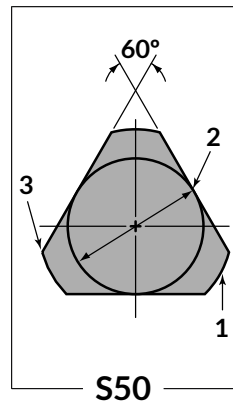
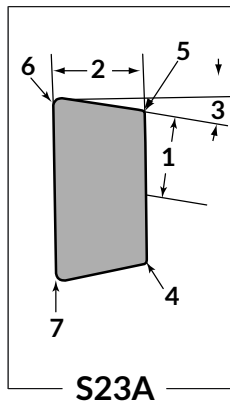
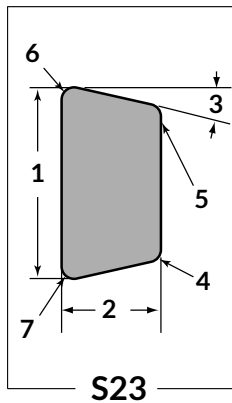
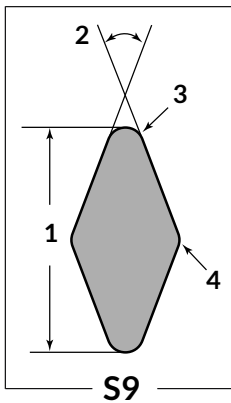
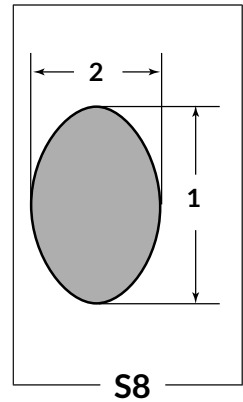
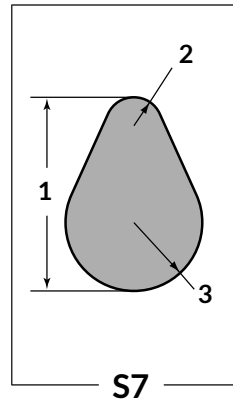
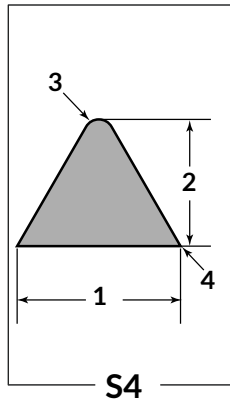
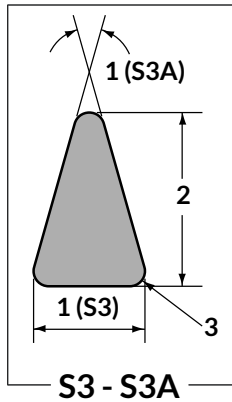
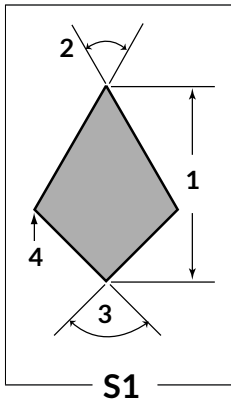


See this tool in action on the
Wilson Tool YouTube Channel

APPLICATION	ADVANTAGES	INFORMATION NEEDED
The Wilson Wheel family of products offers you flexible, high speed production of slits, ribs and offsets on a wide range of materials with virtually no burrs or nibble marks. Create curves, arcs and circles.	<ul style="list-style-type: none"> • High speed - equal to programmed table travel speed. • Virtually no burrs or nibble marks on sheet. • Eliminate scrap with rolling shear and pincher. • Replacement forming wheels available. • Available in form-up or form-down (rib). • Works on a wide range of material. • Wheel tools can start or end anywhere on the sheet. • Stock sizes available for fast delivery. 	<ul style="list-style-type: none"> • Machine model • Material thickness and type • Define fabrication needs • Machine must be wheel enabled

STANDARD SHAPES (GROUP 'A')

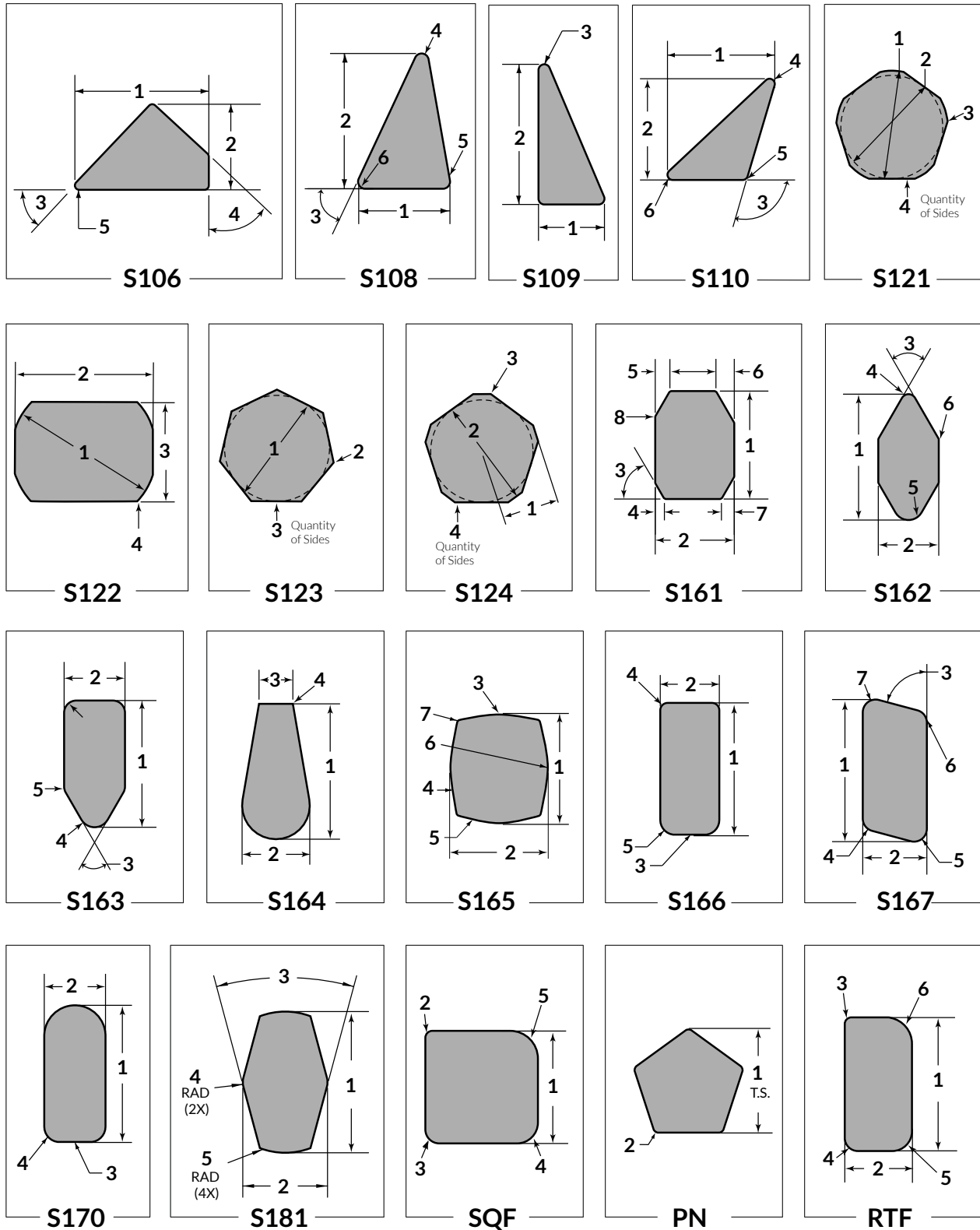
Standard shapes are included in the standard prices



NOTE: Special considerations may alter price and lead time.

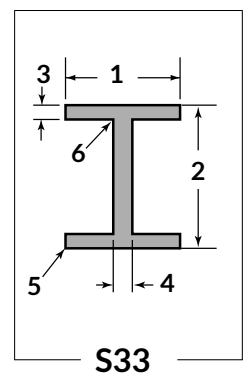
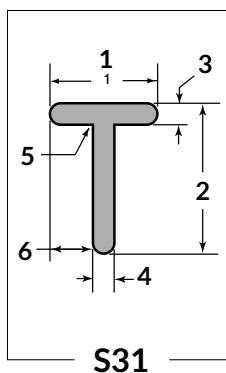
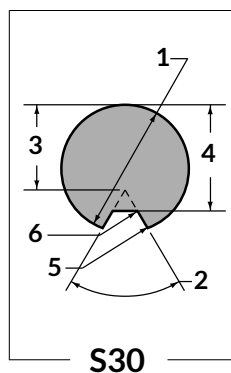
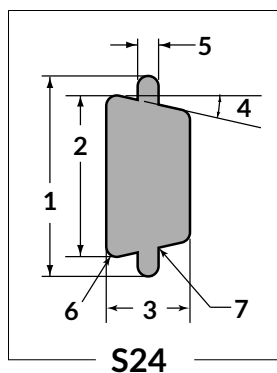
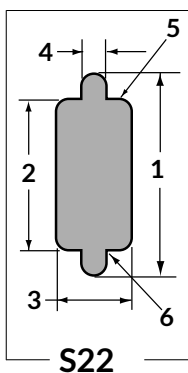
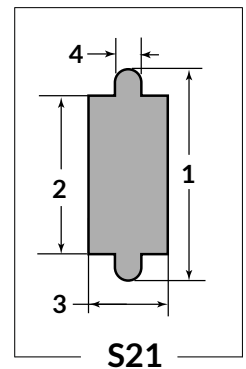
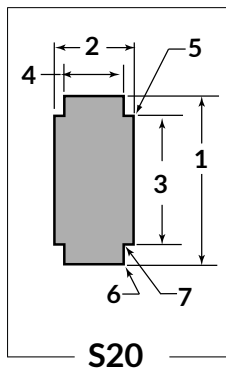
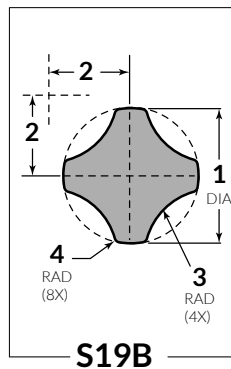
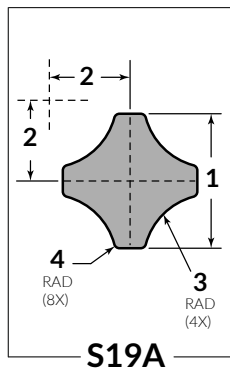
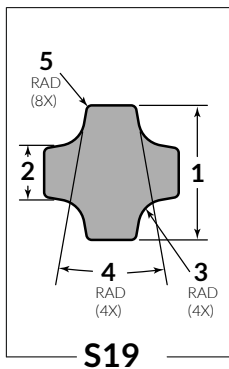
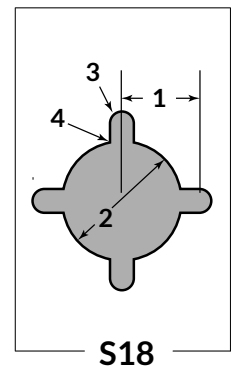
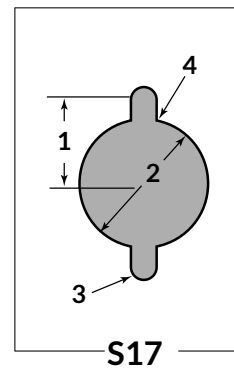
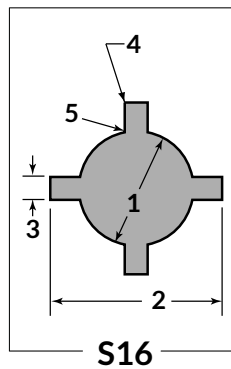
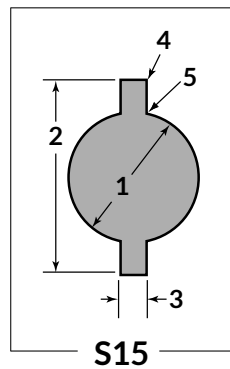
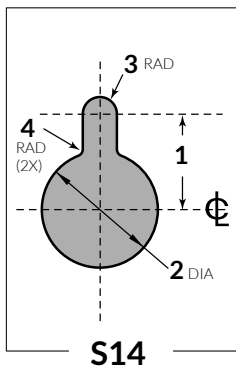
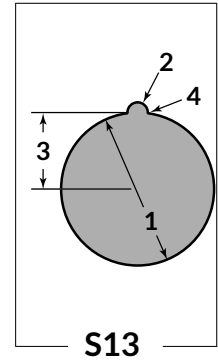
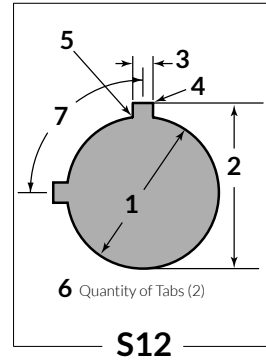
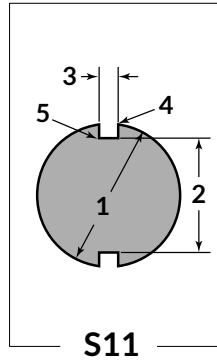
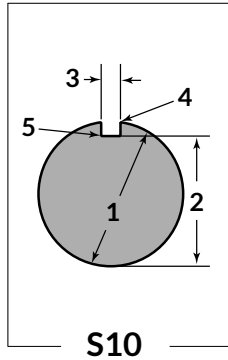
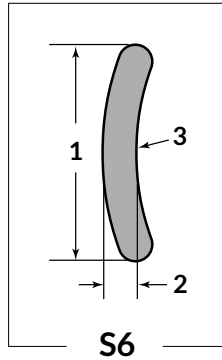
STANDARD SHAPES (GROUP 'A')

Standard shapes are included in the standard prices



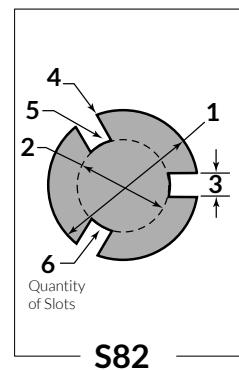
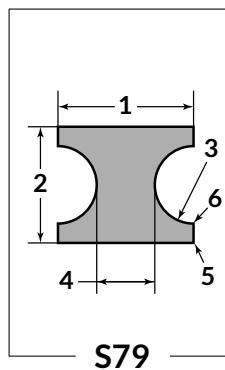
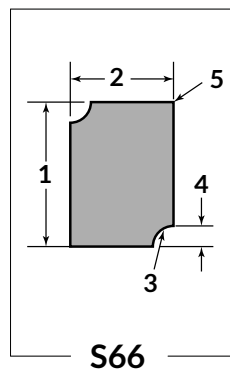
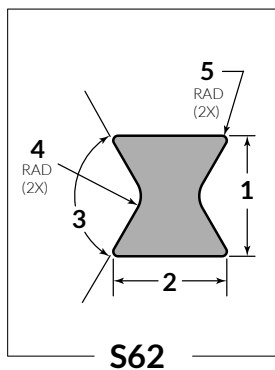
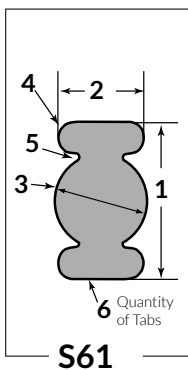
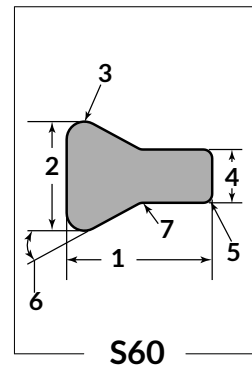
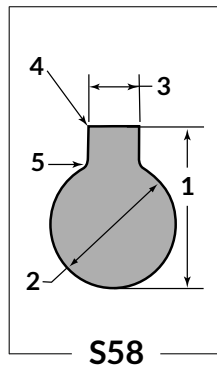
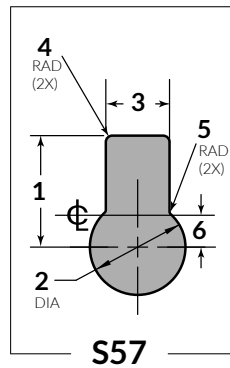
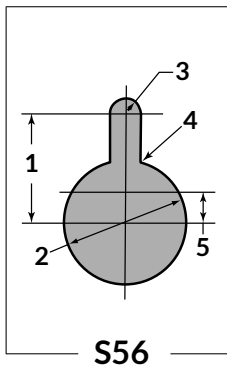
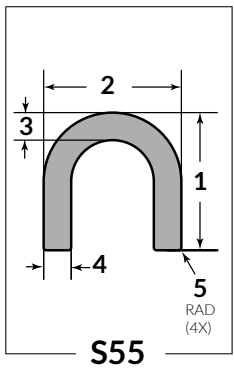
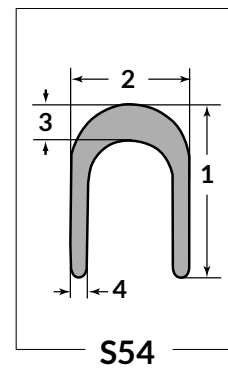
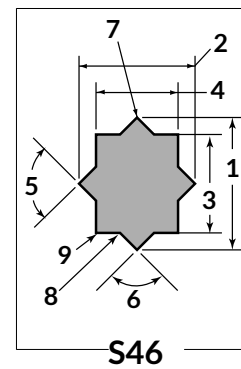
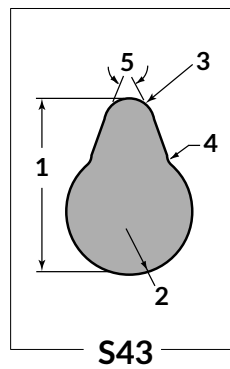
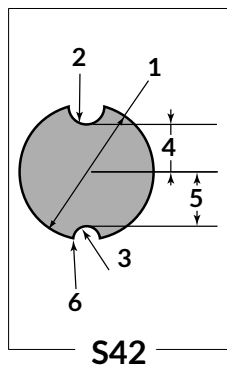
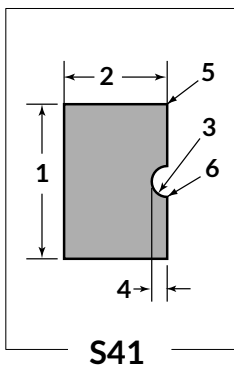
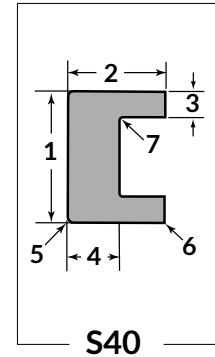
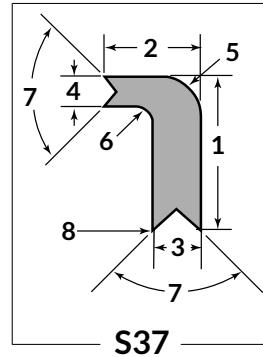
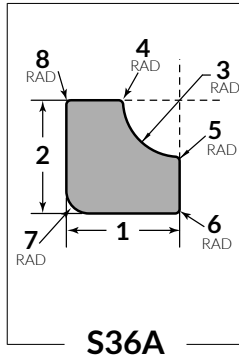
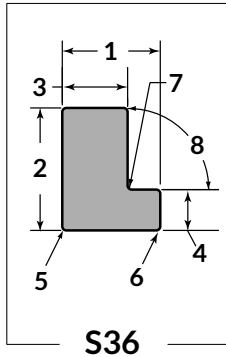
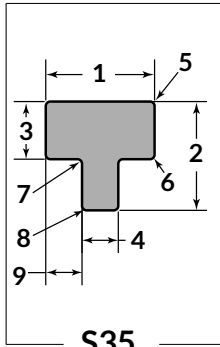
NOTE: Special considerations may alter price and lead time.

GROUP 'B'



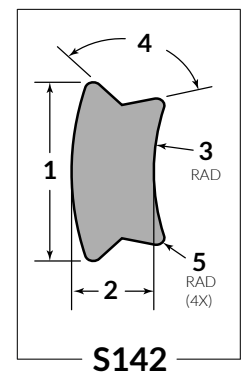
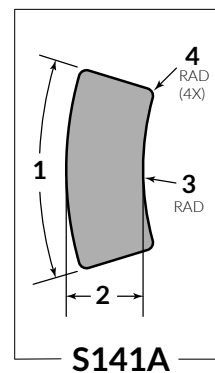
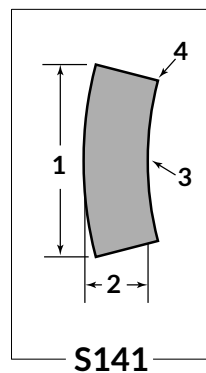
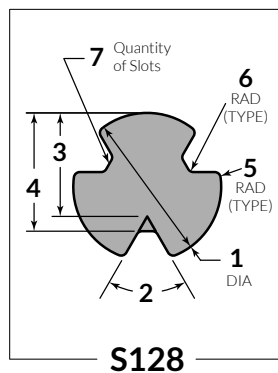
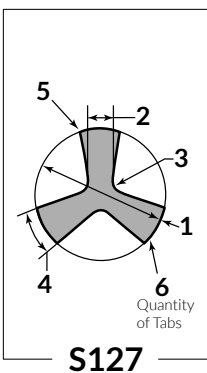
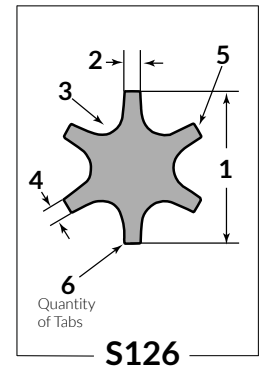
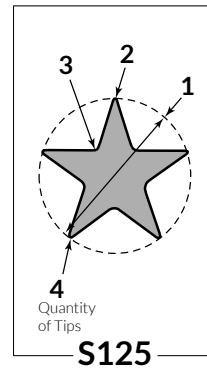
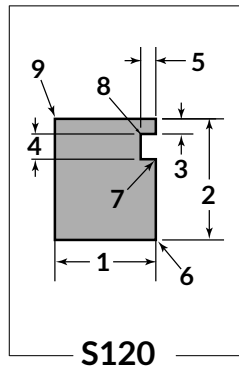
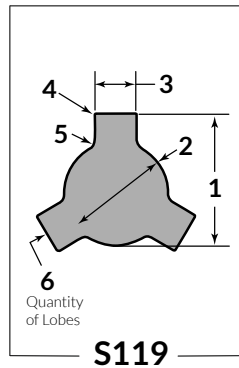
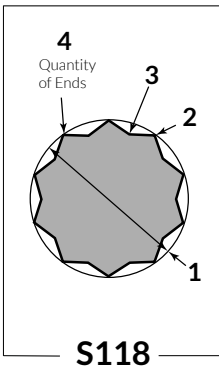
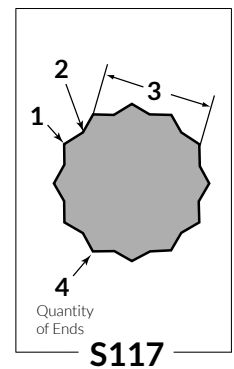
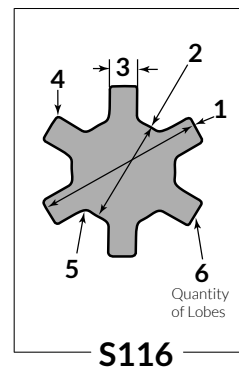
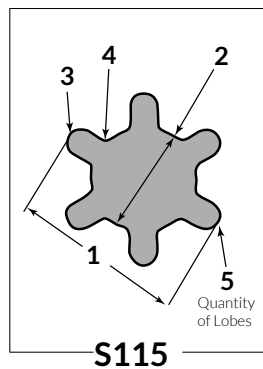
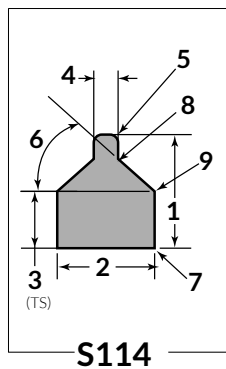
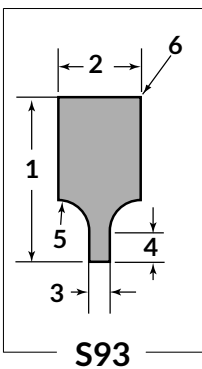
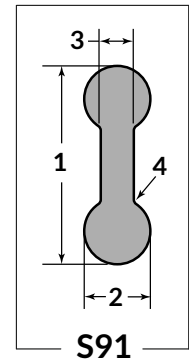
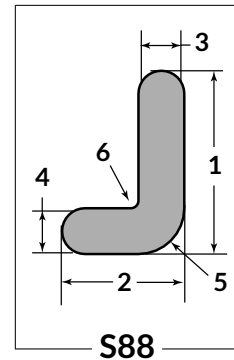
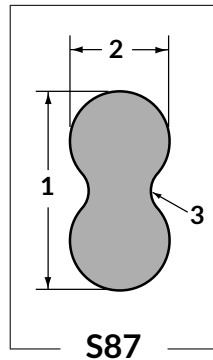
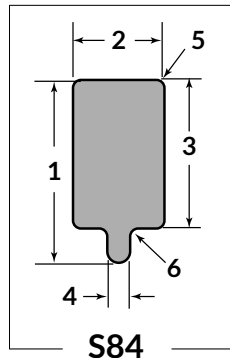
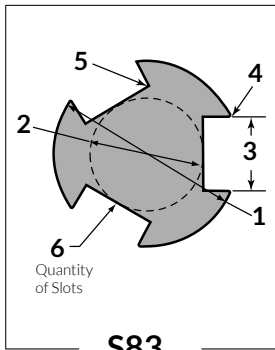
NOTE: Special considerations may alter price and lead time.

GROUP 'B'



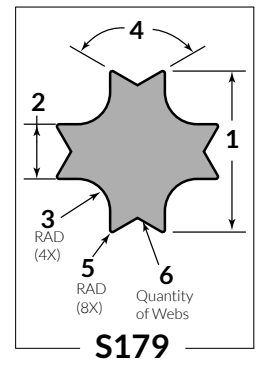
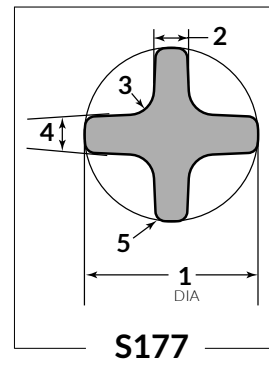
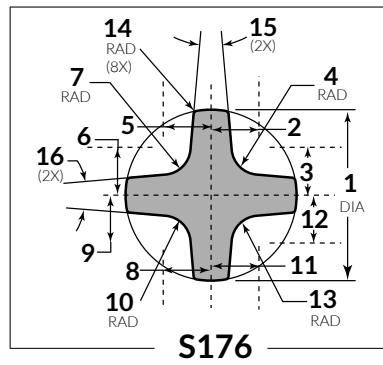
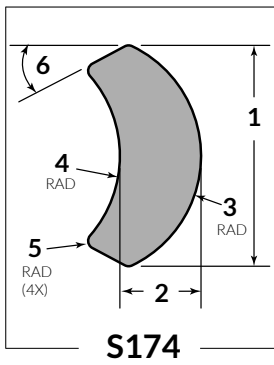
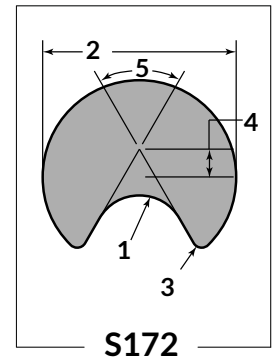
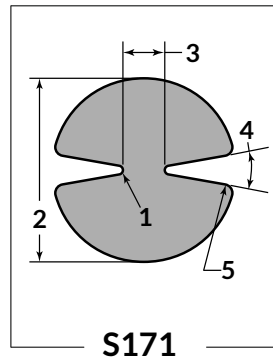
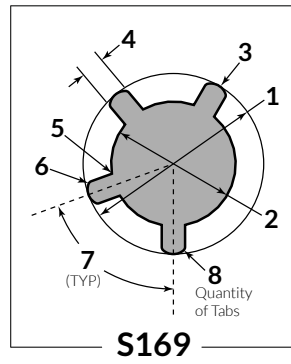
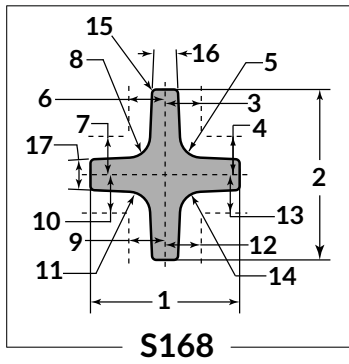
NOTE: Special considerations may alter price and lead time.

GROUP 'B'




NOTE: Special considerations may alter price and lead time.

GROUP 'B'



NOTE: Special considerations may alter price and lead time.

GROUP 'C'



Any complex 2D shape ordered with a DXF file will be priced as a "B" Group.
Electronic file will be validated at the time of ordering.

ACCESSORIES



The Wilson Xtra range includes machines, storage solutions and accessories for the sheet metal industry. Machines available include the Wilson X-Sharp grinder, an easy-to-use, automated machine for sharpening your punch press tools. Wilson Xtra storage solutions can be configured to suit your 5S storage needs, with a range of different sized cabinets and inserts to suit punch press tooling, press brake tooling and other accessories. The range also includes accessories for punch press and brake press machines, as well as hand tools for sheet metal workshops.

X-SHARP GRINDER

Sharpening your punch press tooling is simpler and faster with the unique and innovative X-Sharp grinder from Wilson Tool.

The benefits:

- Burr-free, quality parts straight off the punch press
- Longer tool life for reduced tooling costs
- No scrapped or wasted sheets due to tooling malfunction
- Reduced wear on your punch press
- Available in the colours of your choice to match your machines



DESCRIPTION	CAT. NO.	PRICE
Wilson X-Sharp Grinder	55106	P.O.A.
X-Sharp Shear Grinding Chuck	55115	
Trumpf® size 1 Die Adapter	26008	
CBN Grinding Wheel	55109	
Grinder Coolant	55311	
Dressing Stone	55117	
Dressing Stone Holder	55319	

Press Brake Compatible
.....
Punch Press Compatible

ULTRASONIC CLEANER

Material build-up, or "Galling", will have a detrimental impact both on the life of your tooling and on the quality of the parts produced on your punch press.

To protect the investment you have made in punch press and press brake tooling, Wilson Tool can now offer a range of high quality and innovative Ultrasonic cleaners that will remove galling in minutes without damaging the tool surface.



Press Brake Compatible
.....
Punch Press Compatible

ITEM	VOLUME	BASKET SIZE	CAT. NO.	PRICE
M3	1.9 Litres	198 mm x 106 mm x 50 mm	55323	
M12	9 Litres	250 mm x 190 mm x 115 mm	55324	
M30	20.6 Litres	455 mm x 250 mm x 115 mm	55325	
M80i	80 Litres	540 mm x 290 mm x 340 mm	55328	
M120i	120 Litres	540 mm x 400 mm x 390 mm	55329	
M160i	160 Litres	1120 mm x 290 mm x 340 mm	55330	
Cavitec HD Pro	25 Litres	Detergent solution, 10-40% ratio in water	55348	



See this tool in action on the
Wilson Tool YouTube Channel

LARGE XTREME STORAGE CABINET

TYPE	DIMENSIONS (W X H X D)	CAT. NO.	PRICE
XSC 531	1040 x 2140 x 1050 mm	55165	
XSC 532	1040 x 2140 x 1300 mm	55129	



Press Brake Compatible
.....
Punch Press Compatible

MEDIUM XTREME STORAGE CABINET

TYPE	DIMENSIONS (W X H X D)	CAT. NO.	PRICE
XSC 521	1040 x 1620 x 1050 mm	55357	
XSC 522	1040 x 1620 x 1300 mm	55358	



Press Brake Compatible
.....
Punch Press Compatible

SMALL XTREME STORAGE CABINET

TYPE	DIMENSIONS (W X H X D)	CAT. NO.	PRICE
XSC 311	660 x 1240 x 1050 mm	55125	
XSC 312	660 x 1240 x 1300 mm	55292	
XSC 511	1040 x 1240 x 1050 mm	55164	
XSC 531	1040 x 1240 x 1300 mm	55165	



Press Brake Compatible
.....
Punch Press Compatible

*For more information on cabinets and drawer inserts refer to the Wilson Tool X-tra Catalogue

The quick and easy solution for setting up your Trumf punches. Portable, robust and very accurate, this setting fixture can accommodate many types of Trumf punches.

Cat. No. 24186



ALIGNMENT FIXTURE

Press Brake Compatible
Punch Press Compatible

This tool is used to load punch and stripper in to the cartridge.

Cat. No. 25566



INSERTION TOOL

Press Brake Compatible
Punch Press Compatible

Magnetic pad used to mark tooling on the 2-4-1 holder.

Cat. No. 26657 (single)
Cat. No. 26687 (10 pack)



2-4-1 MAGNETIC ID PAD

Press Brake Compatible
Punch Press Compatible

Designed to enhance punch press productivity. Lightweight, durable alternative to plastic or steel cartridges. Constructed of 6061 T6 aluminum.

Cat. No. 26838 (excl. die shoe)
Die Shoe (GL): 26731



CARTRIDGE

Press Brake Compatible
Punch Press Compatible

MAGNET SQUARE

Press Brake Compatible

Punch Press Compatible



ON/OFF work holding magnet
150 lb [70 kg] of hold force.


Size: [30 mm] Square

Cat. No. 974150

WIRE BRUSH

Press Brake Compatible

Punch Press Compatible



3 Row

5 Row


Cat. No. 55068

Cat. No. 55069

DIAMOND FILE

Press Brake Compatible

Punch Press Compatible



Industrial file plated with finely
selected diamond powder. Can be
used on hardened tool steel.

Cat. No. 6059

METRIC HEX KEY WRENCH SET

Press Brake Compatible

Punch Press Compatible



Metric 9 piece long arm set.
Contains 1.5 x 77, 2 x 83, 2.5 x 90,
3 x 98, 4 x 106, 5 x 118, 6 x 137,
8 x 156, and 10 x 170 mm.

Cat. No. 6105

SOFT FACE HAMMER

Press Brake Compatible

Punch Press Compatible



Polyurethane dead-blow hammer.

Inside hammer head are steel
pellets which impact asplit second
after the hammer face, reducing
rebound.

Cat. No. 6106

- Compact size with spring loaded jaw mechanism
- Accuracy to 0.051 mm
- Readings in millimeters, inches and fractions

.....
Cat. No. 974117



DIGITAL THICKNESS GAUGE

Press Brake Compatible
.....
Punch Press Compatible

- Large digital readout 22.23 x 60.33 mm
- Measuring range 0 - 152.4 mm
- Accuracy to 0.025 mm

.....
Cat. No. 974118



DIGITAL EASY READ CALIPER

Press Brake Compatible
.....
Punch Press Compatible

Xcel 1 Liter Spray Bottle
Cat. No. 24315

.....
Xcel 5 Litre Concentrate
Cat. No. 24316



SHEET LUBRICANT

Press Brake Compatible
.....
Punch Press Compatible

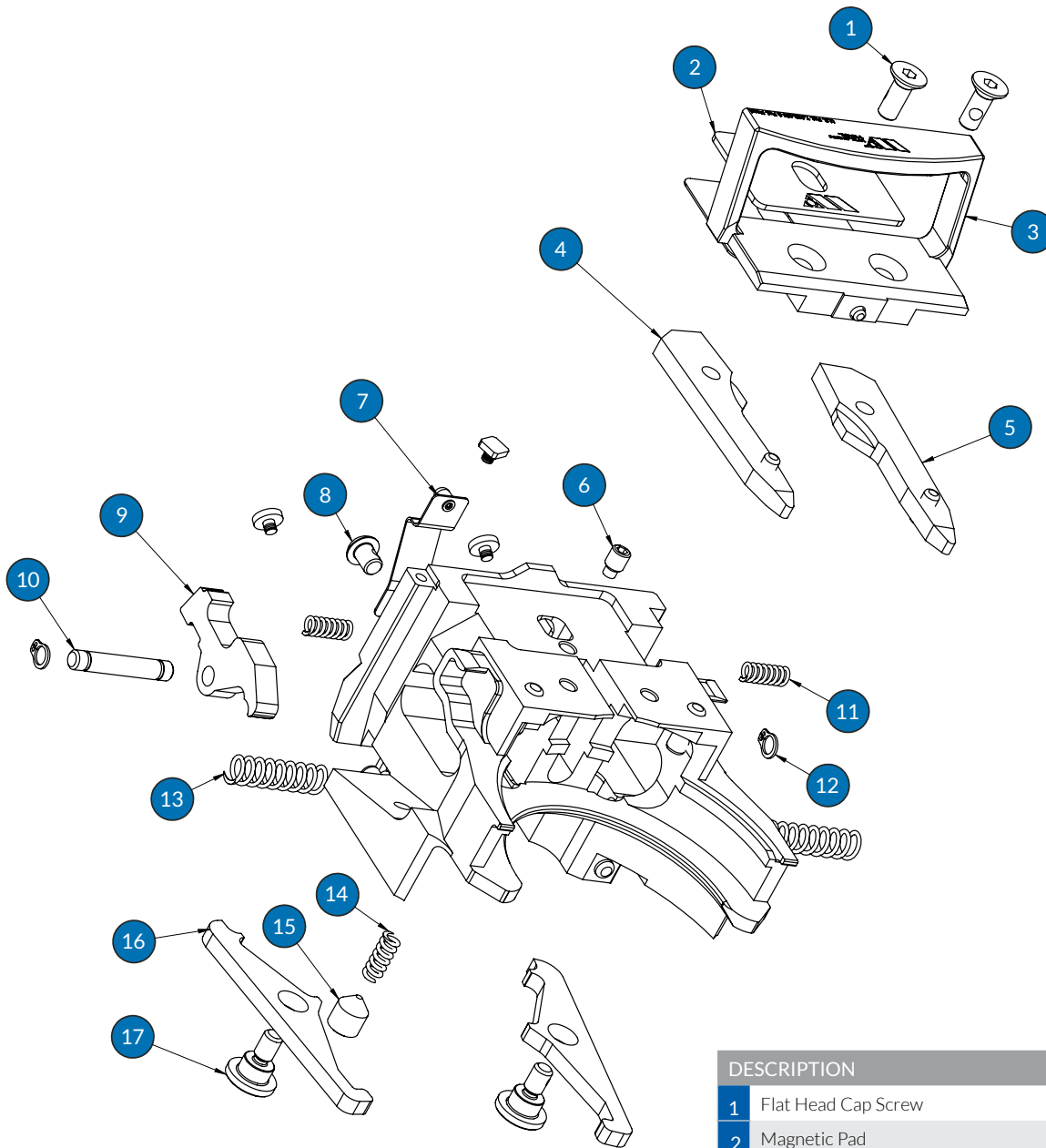
0.95 Litre capacity enamel steel sprayer
with adjustable plastic nozzle.

.....
Cat. No. 6120



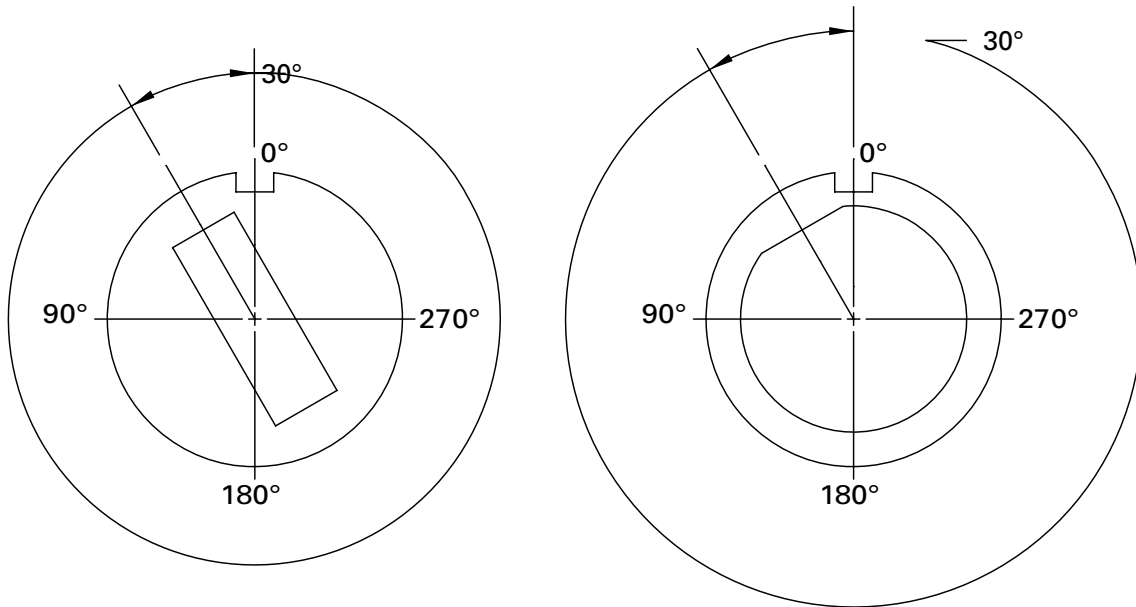
SURE SHOT SPRAYER

Press Brake Compatible
.....
Punch Press Compatible



	DESCRIPTION	CAT. NO.
1	Flat Head Cap Screw	983278
2	Magnetic Pad	26235
3	Handle	26834
4	Right Punch Arm Assembly	26224
5	Left Punch Arm Assembly	26225
6	Socket Set Screw	25213
7	Spring Clip	26332
8	Button Head Cap Screw	983277
9	Stripper Holding Latch	26232
10	Stripper Dowel Pin	24337
11	Punch Arm Spring	24335
12	Retaining Ring	24338
13	Die Arm Spring	972292
14	Stripper Latch Spring	24076
15	Socket Set Screw	24342
16	Die Shoe Locking Arm	26230
17	Shoulder Head Set Screw	26231

KEYING FOR NON-ROTATIONAL MACHINES



WILSON TOOL INTERNATIONAL (EUROPE) LTD.

WORLD HEADQUARTERS

Wilson Tool International - United States

Tel (Free): 800-328-9646 | Tel: 651-286-6001
Email: sales@wilsontool.com

NORTH AMERICA

Wilson Tool - Canada

Punching and Stamping Division
Email: punching@wilsontoolcanada.com

Wilson Tool - Canada

Press Brake Division
Tel: 800-268-4180
Email: bending@wilsontoolcanada.com

Wilson Tool - Mexico

Tel: 52 (81) 8865-4820
Email: america-latina@wilsontool.com

SOUTH AMERICA

Wilson Tool - Argentina

Tel: +54 114 799 6519
Email: ventassudamerica@wilsontool.com

Milling Ferramentas - Brazil

Tel: 55 11 5621-2100
Email: vendas@milling.com.br

CHINA / PACIFIC RIM

Wilson Tool - China

Tel: +86 21 51089638
Email: sales@wilsontool.cn

EUROPE / MIDDLE EAST / AFRICA

Wilson Tool - United Kingdom

Tel (Free): 0800-373748 | Tel: +44 1793 831818
Ireland Tel (Free): 1-800 709 009
Email: sales@wilsontool.eu.com

Wilson Tool - Germany

Tel (Free): 00800-9457668665 | Tel: +49 5723 747 0
Fax (Free): 00800-945766329 | Fax: +49 5723 747 10
Email: verkauf@wilsontool.eu.com

Wilson Tool - Denmark

Tel: +45 44 53 1699 | Fax: +45 44 53 0607
Email: salesdk@wilsontool.eu.com

Wilson Tool - France

Tel: +33 (0) 164 13 47 80 | Fax: +33 (0) 164 13 47 81
Email: ventes@wilsontool.eu.com

Toolspress - Italy

Tel: +39 0521 850510 / 850677
Fax: +39 0521 850796
Email: info@toolspress.com